

THE WINNIPEG SCHOOL DIVISION

November 6, 2023

SERIOUS INCIDENT REPORT

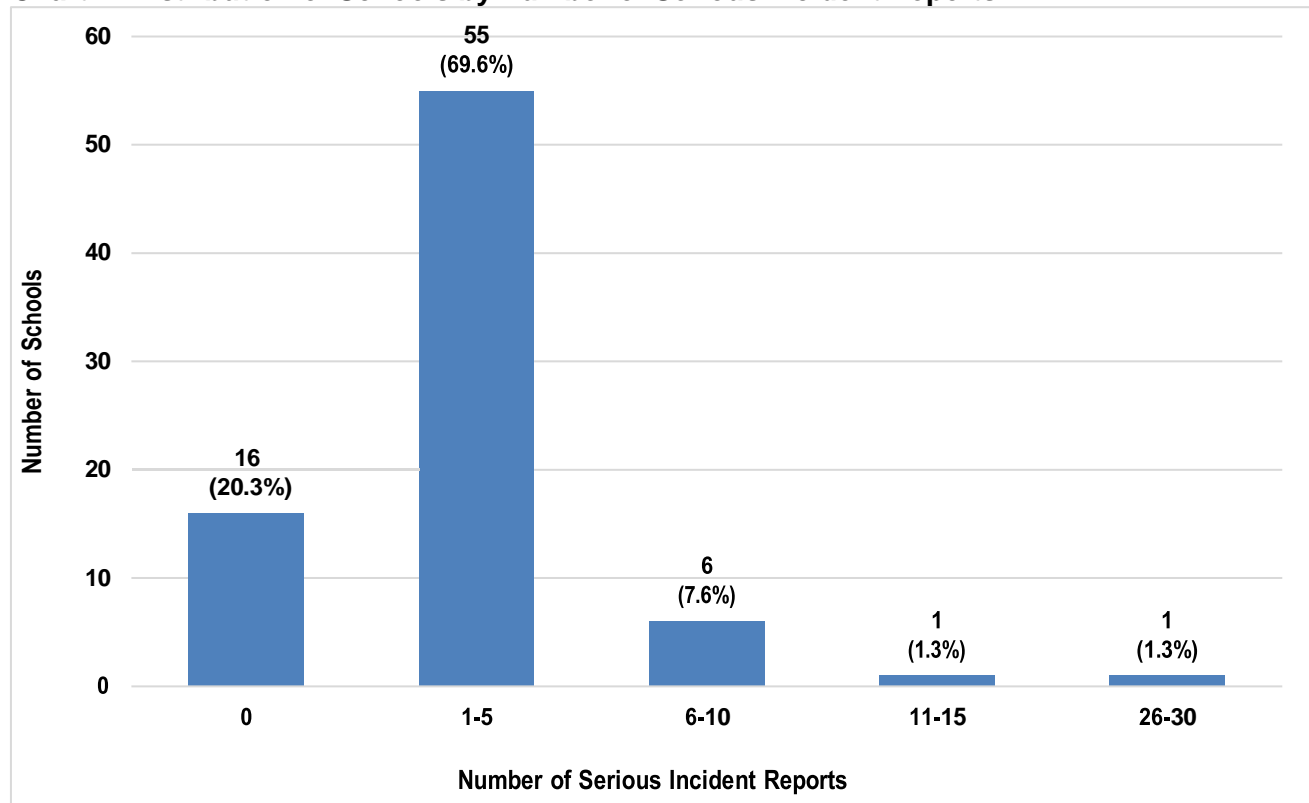
As per the requirements of Manitoba Education, schools are required to report all serious incidents to the Superintendent's Department and the Manitoba Education, including the completion of the Provincial Serious Incident Report form. The Serious Incident Reports were analyzed to determine the frequency in which the schools contacted Winnipeg Police Services during the school year. The following information was provided to the Board:

In the 2022/2023 school year, 204 serious incident reports were completed by schools. In total, 263 types of incidents were reported as schools were allowed to give more than one reason for the serious incident. Sixty-three (63) of the seventy-nine (79) schools in Winnipeg School Division reported having serious incidents during the 2022/2023 school year.

The chart below (**Chart 1**) shows the distribution of schools and the number of times serious incidents were reported to the Superintendent Department.

Fifty-five (55) schools (69.6%) reported between 1 and 5 serious incidents during the 2022/2023 school year whereas 16 schools (20.0%) did not report any serious incidents. Six schools (7.6%) reported having between 6 and 10 serious incidents and 2 schools reported more than 10 incidents during the school year (2.6%).

Chart 1: Distribution of Schools by Number of Serious Incident Reports



The 16 schools that did not report on a serious incident in 2022/2023 are included in **Table 1**. The geographical location of the schools is identified in the second column. Most of the schools (50%, n=8) were located in the south end of the division.

Table 1: Schools that did not complete a serious incident report in 2022/2023

School	Area
Brock Corydon	South
Gladstone	South
Harrow	South
J.B. Mitchell	South
Kent Road	Central
Lansdowne	North

Laura Secord	Central
Mulvey	Inner City
Montrose	South
Prairie Rose	North
Queenston	South
River Heights	South
Robert H. Smith	South
Robertson	North
Tyndall Park	North
Victoria-Albert	Inner City

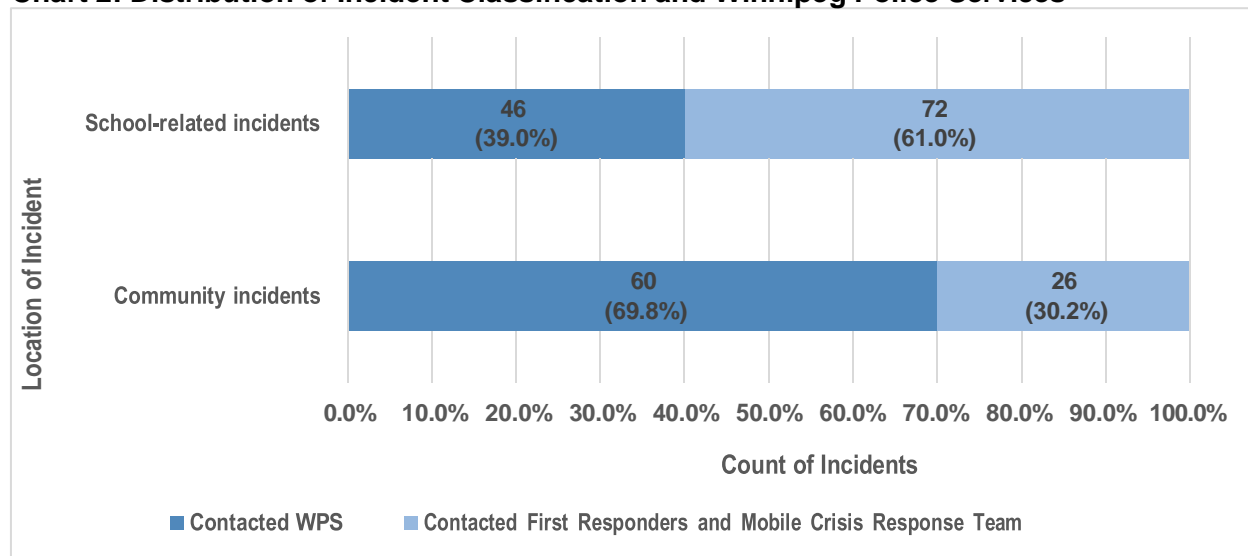
Six schools reported between 6 and 10 incidents during the 2022/2023 school year. All six schools were located in the Central or Northern area of the school division. The six schools are:

- Elmwood High
- Keewatin Prairie Community
- Machray
- Shaughnessy Park
- Sisler High
- Technical-Vocational High

The two schools that reported more than 10 incidents during the school year were Collège Churchill High which is located in the south end of the school division and St. John's High School which is located in the north end of the school division.

Chart 2 provides the distribution of serious incident reports by whether the incident was a school-related incident or community-based event. The chart also provides a comparison to see what percentage of these events involved the Winnipeg Police Services. In total, 118 of the 204 serious incident reports were school-based incidents (57.8%) and 86 (42.2%) were community-based incidents. Of the 118 school-based events, 39.0% (n=46) incidents involved the services of the Winnipeg Police. For community-related incidents (total = 86), 69.8% (n=60) events involved the Winnipeg Police Services.

Chart 2: Distribution of Incident Classification and Winnipeg Police Services



Schools’ Response to Incidents

Schools responded to serious incidents by one of the following methods:

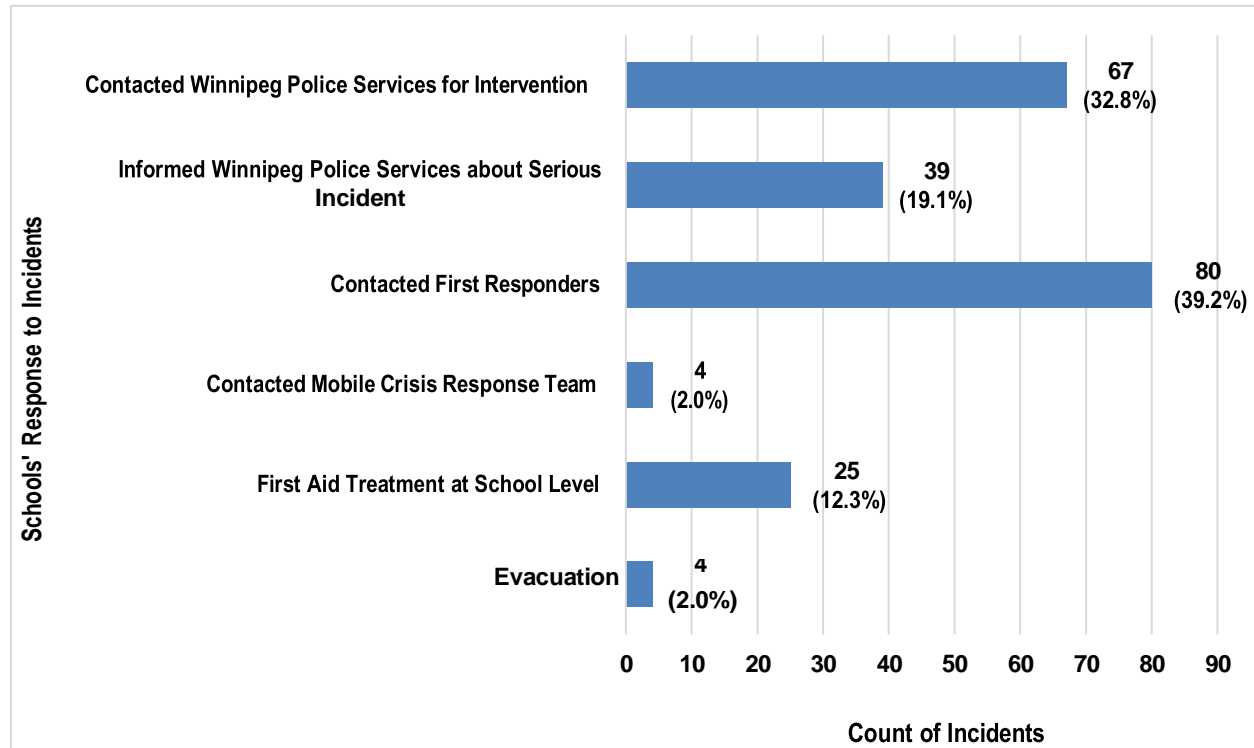
- Contacting Winnipeg Police Services for Intervention
- Informing Winnipeg Police Services about the Serious Incident
- Contacting First Responders
- Contacting the Mobile Crisis Response Team
- Providing first aid treatment at school level
- Evacuation

In total, 52.0% (n=106) of the 204 serious incident reports involved schools contacting Winnipeg Police Services to either inform them of a serious incident (n=39 incidents, 19.1%) or to request their presence (n=67 incidents, 32.8%).

Chart 3 provides the breakdown of school responses in the serious incident reports by the action taken by the school. The total count presented in the chart will be higher than the total number of serious incident reports due to the fact that schools could respond in multiple ways (e.g., evacuation and contacting the WPS) while responding to serious incidents. In total, 32.8% (n=67) of the 204 serious incident reports resulted in schools contacting the Winnipeg Police Services for immediate intervention. Thirty-nine percent (n=80) of schools responded to serious incidents by contacting first responders such as Ambulance, Paramedics, EMS, and Fire Fighters. In addition, 2.0% (n=4) of responses to serious incidents involved the Mobile Crisis Response Team. Schools reported to have provided first aid treatment for 12.3% (n=25) of the

serious incidents before later contacting either parents, law enforcement or the Mobile Crisis Response Team regarding the incident. Finally, 2.0% of incidents reports (n=4) resulted in an evacuation at the school for the safety of students and staff.

Chart 3: Schools' Response to Incidents based on Serious Incidents Report



*Chart 3 contains multiple counts due to more than one school's response to serious incidents.
 *In the 204 serious incident report, schools recorded one or more possible intervention responses to serious incidents.
 *There were 219 intervention responses recorded.

Manitoba Education requires schools to use the serious incident template (**Appendix A**) to report on the following categories:

- Bomb threat
- Intruder
- Threatening behaviour by unknown individual
- Abduction/attempted abduction
- Weapon Offence
- Suspected weapon
- Serious assault
- School bus accident
- Car/pedestrian accident
- Serious injury/medical emergency
- Drug trafficking
- Serious vandalism
- Fire incident
- Chemical/natural gas emergency
- Fatality such as suicide, accident, natural causes
- Threat in the community
- Other

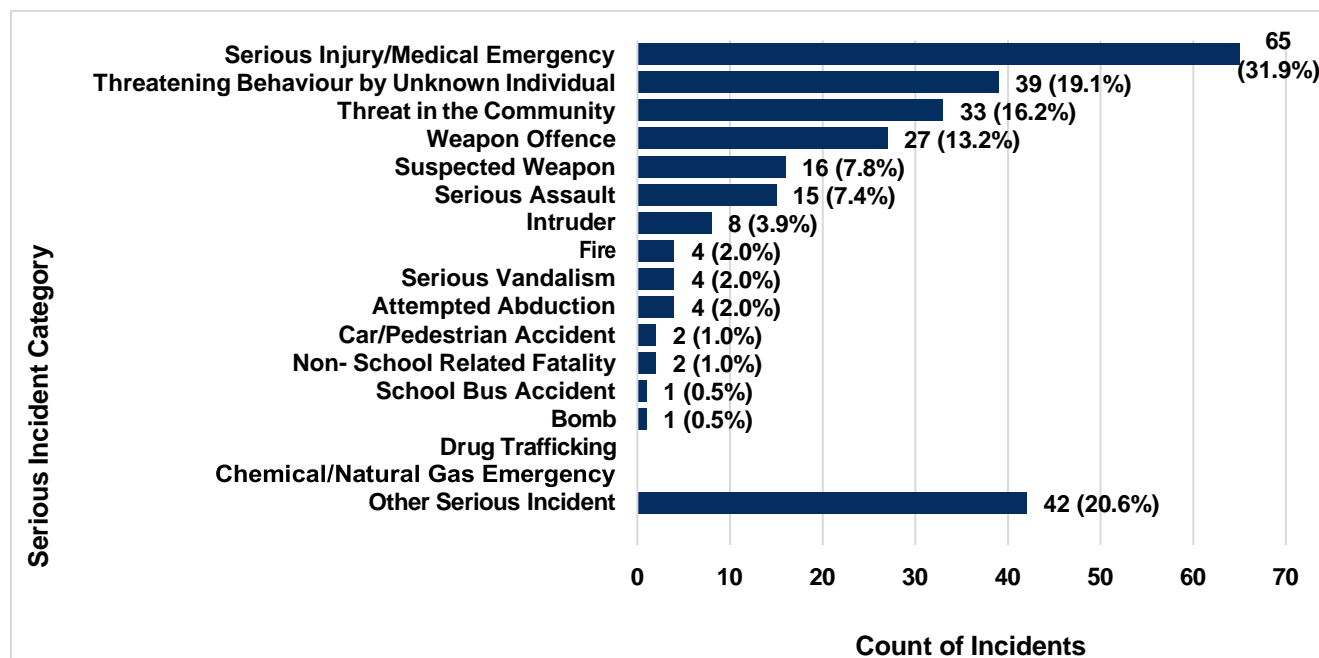
The analysis of serious incident reports identified the following additional responses as 'Other Serious Incident':

- Student threatens self and others
- Robbery with knife
- Missing students/students arriving late to school
- Power outage
- Parent misconduct (e.g., threatening behaviour)
- Bursting water pipeline
- False/faulty fire alarm
- Confirmation of absolute safety in the community
- Pepper spray incident
- Verbal threat to student and staff
- Altercation between students

Chart 4 shows the distribution of the categories of serious incidents that happened in schools. There are a total of 263 serious incidents reflected in the reports during 2022/2023. This is because schools could provide more than one incident category in a serious incident report. Sixty-five (31.9%) of the serious incident reports were categorized as injury or medical emergency. Thirty-nine (19.1%) involved a threatening behaviour by an unknown individual. Forty-two (20.6%) of the categories of serious incidents indicated another reason for the incidents such as student threatens self and others, robbery with knife, missing students/students arriving late to school, power outage, parent misconduct (e.g., threatening

behaviour), bursting water pipeline, false/faulty fire alarm, confirmation of absolute safety in the community, pepper spray incident, verbal threat to student and staff, and altercation between students which were not indicated on the form thus categorized as ‘Other Serious Incident’. Drug Trafficking and Chemical/Natural Gas Emergencies were categories included on the provincial template; however, none of the schools experienced these types of serious incidents in 2022/2023.

Chart 4: Distribution of Serious Incident Categories/Reasons



**Other serious incidents include assault, student threatens self and others, robbery with knife, missing students/student arriving late to school, power outage, parent misconduct (e.g., threatening behaviour), bursting water pipeline, false/faulty fire alarm, pepper spray incident, verbal threat to student and staff, or altercation between students.*

**Non-School Related Fatality refers to the loss of a student at home or in the community.*

**There were 263 serious incidents reflected from 204 serious incidents reports submitted for the 2022/2023 school year and this is due to multiple serious incidents reported in a serious incident report.*

Table 2 provides the distribution of the categories of serious incidents by the location of the incident. The 263 serious incidents collected through the 204 serious incident reports are classified according to the location of occurrence. Schools could provide more than one category of serious incident for example; a school may report that an intruder in the community with a weapon approached the school. Analysis of the serious incidents’ categories identified trends that were school-related, or community based.

For example, of all incidents that were categorized as school-based incidents (n=126), the most reported incident involved a serious injury or medical emergency (43.7%, n=55). For the community-based incidents (n=137), the most reported incidents involved a threatening behaviour by an unknown individual 22.6% (n=31) followed by a threat in the community (21.2%, n=29). It could also be concluded that the most reported community-based incidents (43.8%, n= 60) involved both individual and community specific threats.

Table 2: Distribution of Serious Incidents by School or Community Location

	Total Count	School-related incidents		Community incidents	
		School-related incidents	% of school-related incidents (n=126)	Community Incidents	% of total community incidents (n=137)
Serious Injury/Medical Emergency	65	55	43.7%	10	7.3%
Threatening Behaviour by Unknown Individual	39	8	6.3%	31	22.6%
Threat in the Community	33	4	3.2%	29	21.2%
Weapon Offence	27	9	7.1%	18	13.1%
Suspected Weapon	16	3	2.4%	13	9.5%
Serious Assault (Stranger approaching Student)	15	6	4.8%	9	6.6%
Intruder	8	6	4.8%	2	1.5%
Fire Incident	4	4	3.2%	0	0.0%
Serious Vandalism	4	4	3.2%	0	0.0%
Attempted Abduction	4	0	0.0%	4	2.9%
Car/Pedestrian Accident	2	0	0.0%	2	1.5%
Non- School Related Fatality	2	0	0.0%	2	1.5%
School Bus Accident	1	0	0.0%	1	0.7%
Bomb Threat	1	0	0.0%	1	0.7%
Other Serious Incidents	42	27	21.4%	15	10.9%
Total:	263	126		137	

*Table 2 contains multiple counts due to multiple serious incident categories recorded per serious incident form.

Table 3 provides closer look at the type and location of serious incidents that involved Winnipeg Police Services.

Incidents were grouped together based on category and whether the incident was school-related or community-related. In total, 156 out of 263 categories of serious incidents involved schools contacting the Winnipeg Police Services for significant threat or violence.

Table 3: Breakdown of Serious Incidents Involving Winnipeg Police Services

	Total Count that contacted WPS	School-related incidents		Community incidents	
		School-related incidents	% of school-related incidents (n=50)	Community Incidents	% of total community incidents (n=106)
Serious Injury/Medical Emergency	5	3	6.0%	2	1.9%
Threatening Behaviour by Unknown Individual	38	8	16.0%	30	28.3%
Threat in the Community	23	3	6.0%	20	18.9%
Weapon Offence	23	7	14.0%	16	15.1%
Suspected Weapon	15	3	16.0%	12	11.3%
Serious Assault (Stranger approaching Student)	12	5	10.0%	7	6.6%
Intruder	8	6	12.0%	2	1.9%
Fire Incident	0	-	-	-	-
Serious Vandalism	4	4	8.0%	0	0
Attempted Abduction	4	4	8.0%	0	0
Car/Pedestrian Accident	0	-	-	-	-
Non- School Related Fatality	0	-	-	-	-
School Bus Accident	0	-	-	-	-
Bomb Threat	1	0	0%	1	1.0%
Other Serious Incidents	23	7	14.0%	16	15.1%
Total:	156	50		106	

Summary of the Serious Incident Reports:

- In 2022/2023, 204 serious incident reports were completed by 63 schools out of 79 schools.
- Most schools (69.6%, n=55) reported between 1 and 5 serious incidents reports during the 2022/2023 school year.
- One school reported having 11 to 15 incidents and another school 26 to 30 incidents.
- Sixteen schools (20.3%) did not report any serious incidents.
- Fifty-eight percent (n=118 out of 204 incident reports) of the serious incident reports were school-based events and 42.2% (n=86 out of 204 incident reports) were community-based events.
- Results from the serious incident reports indicated that, the Winnipeg Police Services were contacted in 106 (52.0%) of the 204 serious incidents reports in 2022/2023. Of these, 67 (32.8%) incidents required police presence whereas 39 incidents reports (19.1%) were only to inform the police of the incident and did not require their presence.
- Eighty out of 204 (39.2%) serious incident reports showed that, the most common school response to serious incidents involved contacting first responders and this correlates to the higher number of school-based incidents involving a serious injury or medical emergency (n=65, 31.9%).
- In 204 serious incident reports, schools reflected 263 categories of serious incidents of these, 126 were school-related incidents and 137 community based.
- A closer review of the 263 incidents categories showed that, the most common reason for school-based incidents involved a serious injury or medical emergency (46.6%, n=55 out of 126).
- The most common reason for serious incidents that is categorized as community incident type involved threatening behaviour by an unknown individual (22.6%, n=31 out of 137), a threat in the community (21.2%, n=29 out of 137), or a weapons offence (13.1%, n=18 out of 137). Although it started in the community, it often impacted or ended in school.
- Forty-two incidents out of 263 categories of serious incidents were recorded as other categories such as student threatens self and others, robbery with knife, missing students/students arriving late to school, power outage, parent misconduct (e.g., threatening behaviour), bursting water pipeline, false/faulty fire alarm, confirmation of absolute safety in the community, pepper spray incident, verbal threat to student and staff, and altercation between students. Of these 42 incidents, 27 were school-related and 15 were community based incidents.

Conclusion:

- Schools most often contacted Winnipeg Police Services for incidents occurring in the community.
- Schools also contacted Winnipeg Police Services for significant levels of violence or threats.

Recommendations:

The following recommendations will support school's response to serious incidents and safety:

- Schools will continue to regularly review the Safe Schools Handbook guidelines when dealing with emergencies, threats, and serious incidents.
- Schools will continue to practice emergency response plans regularly.
- School safety committees will continue to review strategies to address student behaviour, attendance, and engagement, including the schoolwide behaviour management model.
- Schools will continue engaging in professional learning on de-escalating threatening situations and trauma-informed practices.
- Division will continue to expand partnerships with community agencies.
- Schools will continue to develop student-specific plans with parents' and guidance and community agencies.
- Winnipeg School Division will continue to offer threat assessment training.
- Division to review the provincial reporting template to better support data collection.
- Schools will continue to follow safe serious incident protocols and crisis response plan for when to contact Winnipeg Police Services.
- Division to explore liaison with Winnipeg Police Services to strengthen response time to serious incidents.

Appendix A:



SERIOUS INCIDENT REPORT
 First Section to be completed by the school
 in ALL 911 Calls and Emergency/Serious

To be submitted to the Superintendent's
 Department: Attention: Director(s) of Schools and
 Superintendent(s) of Education Services

School _____		Incident Date: _____, 20 ____		Time: _____	
Type of Incident ¹		Involvement	Advised	Individuals Involved	
Lockdown <input type="checkbox"/> Hold + Secure <input type="checkbox"/> Evacuation/Other <input type="checkbox"/>		Law Enforcement <input type="checkbox"/>	Superintendent's Dept. <input type="checkbox"/>	Students <input checked="" type="checkbox"/>	
Initiated by		Media <input type="checkbox"/>	Name - _____	- Grade(s) _____	
Law Enforcement <input type="checkbox"/> School <input type="checkbox"/>		Letter sent home <input type="checkbox"/> <i>(attach copy)</i>	Transportation* <input type="checkbox"/>	Staff <input type="checkbox"/>	
Incident Classification ²				Other <input type="checkbox"/>	
In School Incident <input type="checkbox"/> External Incident <input type="checkbox"/>					
Serious Incident Category (select all that apply)					
<input type="checkbox"/> Bomb Threat	<input type="checkbox"/> School Bus Accident	<input type="checkbox"/> Fatality - Suicide			
<input type="checkbox"/> Intruder	<input type="checkbox"/> Car/Pedestrian Accident	<input type="checkbox"/> Fatality - Accidental			
<input type="checkbox"/> Threatening Behaviour by Unknown Individual	<input type="checkbox"/> Serious Injury/Medical Emergency	<input type="checkbox"/> Fatality - Natural Causes			
<input type="checkbox"/> Abduction/Attempted Abduction	<input type="checkbox"/> Drug Trafficking	<input type="checkbox"/> Threat in the Community			
<input type="checkbox"/> Weapon ³	<input type="checkbox"/> Serious Vandalism	<input type="checkbox"/> Other _____			
<input type="checkbox"/> Suspected Weapon	<input type="checkbox"/> Fire				
<input type="checkbox"/> Serious Assault	<input type="checkbox"/> Chemical/Natural Gas Emergency				
School Response to Incident (select all that apply)					
<input type="checkbox"/> Contacted Law Enforcement/Fire Department	<input type="checkbox"/> Evacuation	<input type="checkbox"/> No Response Required			
<input type="checkbox"/> Medical Treatment/Intervention/EMS	<input type="checkbox"/> Crisis Response Team Implemented				
Summary of Incident: 					
Following section to be completed by Superintendent's Dept:					
Manitoba Education <input type="checkbox"/> Marcelo Speranza 204-945-6174 <i>Or IncidentReporting@gov.mb.ca</i> <input type="checkbox"/> General Office 204-945-6899 Time _____ Via: Email <input type="checkbox"/> Phone <input type="checkbox"/> FAX <input type="checkbox"/>	Building Dept. 204-786-0322 Active Time _____ Clear Time _____	Board of Trustee Office Active Time _____ Clear Time _____	Sr. Infor Officer Active Time _____ Clear Time _____	Chief Superintendent <input type="checkbox"/> Superintendents <input type="checkbox"/> Directors <input type="checkbox"/> ASDs/CSS <input type="checkbox"/> Audit Dept. <input type="checkbox"/> WPSH (2) <input type="checkbox"/> PSS Group <input type="checkbox"/> Other WSD Employees <input type="checkbox"/>	
The following action was taken by the Superintendent: 					
September 1, 2016 - Superintendent's Department					