



TYNDALL PARK COMMUNITY SCHOOL

TYNDALL PARK



TITANS

**2221 KING EDWARD STREET
WINNIPEG, MANITOBA R2R 1M5
TELEPHONE: 204-633-0065 FAX: 204-632-5953**

DATES TO REMEMBER

**February 2nd
No Classes-Inservice**

**February 19th
No School-Louis Riel Day**

**March 15th
No Classes-Inservice**

**March 22nd
Last Day Before Spring
Break**

**March 25th-29th
No School
Spring Break**

**April 1st
School reopens**

**April 19th
No Classes-Inservice**

**May 6th
No Classes-Inservice**

JANUARY



WINTER CONCERTS

Thank you to all the families who came out to enjoy our Nursery/Kindergarten Winter Concert and our 'Jingle Bell Jukebox' Winter Concert! We hope you had a blast 'rocking' around the holiday tree with some of the fun tunes students performed. Many attendees agreed it was a wonderful concert and thoroughly enjoyed by all! It was so nice to get together once again as a community for the holiday season!

We would also like to thank all those who donated to the silver collection. \$372.10 will be donated to the music program to cover costs of choir trips and other music



FOOD DELIVERIES

Increasingly families have been opting to have food delivery services (like UberEats and Skip the dishes) drop off lunches at the school. This is proving very challenging for the school, as a large number of delivery services are showing up and are often unsure of who they are supposed to drop the food off for. Due to these issues, we are kindly requesting that our families do not have food dropped off by a non-family member during the day.

We kindly thank you for your cooperation!

DRAMA CLUB





Grade 5 Drama Club has come to an end! The club will meet over a few recesses in the new year to keep skills sharp! Grade 4 Drama Club will be starting on January 23rd.




Check out the Grade 6 Drama Club creating a tableau of Santa's Workshop!

MATH IN ROOM 10

Students in room 10 know that Mrs. Klassen loves doing math! She has been introducing students to banner math over the last few weeks. They are also practicing multiplying fractions by whole numbers using their non-permanent vertical whiteboards. Her students are giving thumbs up to math!



TYNDALL PARK SCHOOL LUNCH PROGRAM



WE ARE HIRING!

Are you a member of the community looking to get out for an hour a day (11:55am-12:55pm) and get paid? Do you mind working outside with the elements?

If interested, we are currently hiring for Lunch Program Supervisors at Tyndall Park School.

Please contact the Lunch Program Manager, Claudine Sikora for more information between 11am-1:30pm at 204-421-0065.

An application form is on page 4 or you can pick one up at the school. Please submit applications asap as we have several spots to fill.

Tyndall Park Lunch Program

Employment Application

Applicant Information

Full Name: _____ Date: _____
Last First Initial

Address: _____
Street Address Apartment/Unit #

City Province Postal Code

Phone: _____ Email _____

Date of Birth: _____ Social Insurance No. _____

Do you have children attending Tyndall Park School?: YES NO If yes, what grade(s): _____

Previous Employment

Company: _____ Phone: _____

Address: _____ Supervisor: _____

Job Title: _____

Responsibilities: _____

From: _____ To: _____ Reason for Leaving: _____

May we contact your previous supervisor for a reference? YES NO

Reference

Please list reference who has known you well during the last five years (excluding relatives and former employers).

Full Name: _____ Relationship: _____

Address: _____ Phone: _____

Interests, Hobbies, Special Skills

Disclaimer and Signature

I certify that my answers are true and complete to the best of my knowledge.

If this application leads to employment, I understand that false or misleading information in my application or interview may result in my release.

Signature: _____ Date: _____

BE THE INSPIRATION

Winnipeg
School Division
is hiring

When our students see
themselves in the people
around them, they are
inspired to succeed.

Be part of our community
of inspiration.

JOIN US



WINNIPEG SCHOOL DIVISION

Cover Your Cough and Sneeze



• Cover your mouth and nose using your upper sleeve or elbow.

OR



- Cover your mouth and nose with a tissue.
- Throw used tissue in the garbage.
- Wash your hands with soap and water. If soap and water are not available, hand sanitizer can be used.



What You Can Do to Fight the Flu



1. Cover your coughs and sneezes.



2. Wash your hands a lot.



3. Get a flu shot.



4. Stay home and call your doctor if you are sick.



5. Go to the doctor or hospital right away if you get worse or have trouble breathing.

For more information about the flu, call Health Links-Info Santé at 785-8200 or 1-888-315-9257



DRESSING UP FOR COLD WEATHER

Thick sweater
With a hood to keep your head warm.

TIP: Adding layers will help keep you warm as the temperature drops.

Winter Accessories
HAT
For your head and ears.
SCARF
For your neck and face.
GLOVES
Insulated - water proof would be best.

TIP: During extreme cold, keep all skin covered and spend as little time as possible outside.

Winter Boots
Water-proof footwear will keep your feet dry, with good grip for when walking on snowy or icy paths.

Light Jacket
Wind-resistant would be best!

TIP: For extra warmth, wear extra undergarments (like a tight and a thicker sock).

Winter jacket
Thick outerwear to keep out wind and wet and a longer length would be best.

Brought to you by Winnipeg School Division's Intercultural Support Workers



HAND HYGIENE

USING SOAP AND WATER

Use in all situations where soap and water are available

- Rinse hands with warm running water, add soap to palms and rub hands together to create lather
- Thoroughly cover all the surfaces of your hands and fingers (including nails) for 15 to 20 seconds
- Rinse under warm running water
- Dry hands thoroughly with single-use towel or hand dryer
- Turn off the tap with a clean paper towel

USING AN ALCOHOL-BASED HAND RUB

Use when soap and water are NOT available, except if hands are visibly soiled.

- Take a small amount of alcohol-based hand rub (about the size of a nickel)
- Rub it on your fingertips, both sides of your hands and between your fingers
- Continue to rub until your hands are dry
- There is no need to rinse or dry

Warning: The product is flammable when wet so ensure your hands are dry before performing another task.



HELP PREVENT THE SPREAD OF INFECTION





January



Sunday	Monday	Tuesday	Wednesday	Thursday	Friday	Saturday
	1	2	3	4	5	6
	WINTER BREAK					
7	8 DAY 1 SCHOOL REOPENS	9 DAY 2	10 DAY 3 GR. 6 DRAMA CLUB	11 DAY 4 SMUDGING CLUB GRADE 4-6 CHOIR	12 DAY 5	13
14	15 DAY 6	16 DAY 1	17 DAY 2 GR. 6 DRAMA CLUB	18 DAY 3 SMUDGING CLUB GRADE 4-6 CHOIR	19 DAY 4	20
21	22 DAY 5	23 DAY 6 GR. 4 DRAMA CLUB	24 DAY 1 PAC MTG. 5-6PM GR. 6 DRAMA CLUB	25 DAY 2 SMUDGING CLUB GRADE 4-6 CHOIR	26 DAY 3	27
28	29 DAY 4	30 DAY 5 GR. 4 DRAMA CLUB	31 DAY 6 GR. 6 DRAMA CLUB		Please note: dates may change or clubs may be cancelled	