

ÉCOLE GEORGE V SCHOOL

FEBRUARY 2024 NEWSLETTER

École George V School

265 Grey Street
Winnipeg, MB R2L 1V6
Phone: (204) 669-4482
<https://www.winnipegssd.ca/GeorgeV>

School Hours:

08:50 – Entry Bell
09:00 – Start of Morning
12:00 – 12:55 – Lunch
1:00 – Start of Afternoon
3:30 – Dismissal

Principal

Mme R. Schappert

Secretary

Mrs. S. Hendrickson

Lunch Program Coordinator

Ms. S. McGee

Munroe Daycare: George V

N/K & Gr 1-6: (204) 793-7626
Office Phone: (204) 661-8500

Winnipeg School Division

1577 Wall Street E.
Winnipeg, Manitoba
R3E 2S5

Transportation Department:

(204) 789-0452

IMPORTANT DATES

Friday, February 2nd,
Non-Instructional Day,
No classes

Monday, February 19th,
Louis Riel Day,
No School



Safe Arrival

ABSENCE REPORTING SYSTEM

If your child will be away from school for any reason, you must use Safe Arrival to report the absence. The Safe Arrival toll-free phone number is 1-855-278-4513. If you have not already done so, please sign up for an account on the website at <https://go.schoolmessenger.ca> using the same email address we have on file at the school in order to report absences online. You may also download and use the app to inform the school if your child(ren) will be away for any reason.

Cold Weather Policies & Winter Safety

On days when the wind chill hazard is -28 C or below, all students will be staying inside for recess.

Please make sure all students are dressed to be outside for at least 30 minutes (lunch recess is 30 minutes long).

Please no scarves as they are a choking hazard on the playstructure.



Lunch Program

February lunch fees were due on **Jan 21 2024**. If you have not paid please do so, late fees will apply.

March payment is due on **February 21 2024**.

WOK BOX for hot Lunch, will be on **Monday February 12th 2024**. Please sign onto the website healthyhunger.ca sign up if you have not done so already.

Reminder kids play **outside** for **30 minutes** at lunch, please dress them with a hat, mitts, neck warmer, jacket, snow pants and boots. We go outside everyday unless the weather is colder than -28°C with the wind chill.

Please remember not to send any peanut or tree nut products to school.

Grade 3 Aviation Museum Field Trip

Our students in Grade 3 have been invited by the Winnipeg School Division to participate in the I Love to Read Kick-Off event which will be held at the Aviation Museum.

Kim Ballantyne will read a story about Aviation and do a small presentation on her success as an Indigenous female pilot.

**Thursday,
February 1st,
9:15 AM**




Grade 4-8 Fort Whyte Field Trip

Vive le Voyageur Winter Fun Day!
Grade 4-8 Students will be going to Vive le Voyageur winter fun day at Fort Whyte Alive. They will go on a snowshoe hike, play Voyageur games, have snow taffy, go tobogganing and participate in a fur trading activity.

Students in rooms 304 and 307 will be going on February 6th.

Students in rooms 303, 302, & 301 will be going on February 27th.

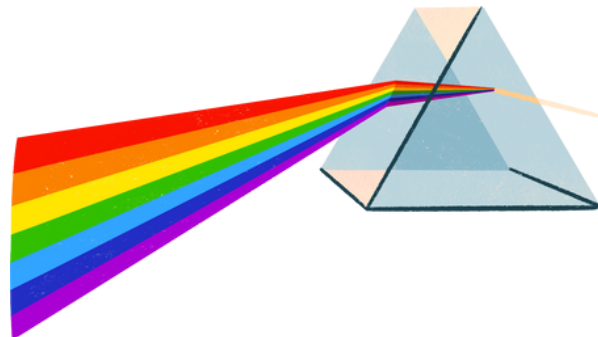
Tuesday,
February 6th
&
Tuesday,
February 27th



Grade 7/8 Niji Mahkwa Science Centre Field Trip

The Grade 7 & 8 students will be visiting the Science Center at Niji Mahkwa on Feb 16th. This session will focus on **optics**, with activities on **light** for the morning and they have the possibility to work on dissection of organs such as the **eye** and **heart** in the afternoon.

Friday,
February 16th,



Festival Du Voyageur Day

Students from Nursery - Grade 8 will be participating in various Festival du Voyageur activities throughout the day including toboggan races, dancing, hot chocolate and all sorts of outdoor fun. Please remember to dress warm as we will be outside for most of the day!

**Friday,
February 23rd**

**Tuesday
Toque Day**

**Wednesday
Sash Day**

**Thursday
Plaid Shirt Day**

**Friday
Voyageur Day**



Parent Council

Want to get involved with your child's school? Join parent council today!

Check the [School Website](#) for meeting times and agendas every month.

If you are interested in volunteering for Parent Council or for a specific Parent Council initiative, please contact the Secretary of our Parent Council by email:
egvsparentcouncil@gmail.com

**Monday,
February
26th, 6:30 PM**



The Northern Lights - By: Room 304

Since September, Room 304 has been learning and exploring the 13 Moons on the Turtle's back from many Indigenous cultures. Each month there is a different moon with a different meaning and spirit animal.

This month is the 1st Moon, Spirit Moon or Elder Moon, which occurs in January. When reading the "Moon Legend: How the Northern Lights Came to Be" By: Asha Frost "You are the Medicine" we learned that this moon is connected to the brilliance of the Northern Lights and a time for reflection. Just like the Northern lights we hold wonder. The spirit animal this month is the Thunderbird, which in the Moon Legend, it created the Northern Lights.

To tie it all in we followed step by step instructions on how to make Northern Lights art. We used chalk pastels, white paint and the "smudging" technique to show our learning.

Room 304 are wonderful artists. Each artist created their own unique art piece. Our motto throughout the whole process was:

"Be honest about your strengths. It's okay not to excel at everything in life. The most important thing is that you commit to growth."

Progress over perfect. It doesn't have to be perfect.
Art is unique.

Here are some pictures of Room 304's learning.



The Northern Lights - By: Room 304

First Moon - Spirit Moon or Elder Moon

Occurs in January - connected to the brilliance of the Northern Lights and reflection. Just like the Northern lights we hold wonder.

Gichi Giizis – Elder Moon

The first moon of creation.
A time to ask Grandmother Moon for special guidance and protection throughout the Winter.

1st Moon



The Northern Lights By: Room 304

Task:

- To create the Northern lights from what we learned about them.
- Use chalk pastel colours
 - Examples from Room 304:
blue, purple, red, orange, pink, green, white and teal
- Use the "smudging technique" to create the visual effect of the Northern Lights and mountains.
- Use white paint and a pencil to create stars.
- Add any visual elements for more detail
- Follow the steps of creating art

Intent - "what we learned":

- Northern Lights are called "Aurora." - Willow
- "Northern Lights are created by the sun's particles that bump into the earth's atmosphere. When they do, they create bright colours." - Jahvon
- "It looks nice because it is bright." - Noah
- "The Northern Lights are bright to see at night. They are perfect to dance to." - Bailey
- "The Northern Lights look like they are dancing." - Lexi
- "The Thunderbird is related to the Northern Lights." - Dennis
- To make connections to:
 - The 13 Moons on the Turtle's back
 - The Thunderbird
 - Reflection
 - To be yourself
 - Follow step by step instructions

Art Done By Room 111



the sun shines on
pond. A painted turtle
warms its body on a
rock. It has a
hard and colorful
stripes.
How did it get
that?


Liz

Yonael

A green sea turtle can
weigh up to 400 pounds (181 kg). Its
body shell can be 4 feet (1.2 m) long.

Green sea turtle dig hole by the
there front flippers.

A sea turtle egg is about the size
of a ping-pong ball. It has a soft, leathery
shell.



Snapping turtles
can eat snakes and snapping
turtles can bite people.

Julianna



FEBRUARY 2024



MONDAY	TUESDAY	WEDNESDAY	THURSDAY	FRIDAY
			1 Day 1 Grade 3 Aviation Museum Field Trip	2 Day 2 Non-Instructional Day, No classes
5 Day 3	6 Day 4 Grade 4-8 Fort Whyte Field Trip (304, 307)	7 Day 5 Leadership Kindness Club : Grade 4/5 Only	8 Day 6	9 Day 1
12 Day 2	13 Day 3	14 Day 4 Leadership Kindness Club : Grade 6/7/8 Only	15 Day 5	16 Day 6 Guest reader Lisa Dutton from Global News @ 11 A.M. Gr 7/8 Niji Mahkwa Science Centre Field Trip
19 Louis Riel Day No School	20 Day 1	21 Day 2 Leadership Kindness Club : Grade 4/5 Only	22 Day 3	23 Day 4 Festival Du Voyageur Day
26 Day 5 Parent Council @ 6:30 PM	27 Day 6 Grade 4-8 Fort Whyte Field Trip (303, 302, 301)	28 Day 1 Leadership Kindness Club : Grade 6/7/8 Only	29 Day 2 I Love To Read Gallery Walk in the Gym	

IMPORTANT

dates to remember

Friday, February 2, 2024	Non-instructional Day - NO CLASSES
Monday, February 19, 2024	Louis Riel Day - NO SCHOOL
Friday, March 15, 2024	Non-instructional Day - NO CLASSES
Monday, March 25 - Friday March 29, 2024	Spring Break
Monday, April 1, 2024	School reopens
Thursday, April 18, 2024	Student Led Conferences, 3:45—8:00 p.m.
Friday, April 19, 2024	Non-instructional day - NO CLASSES (Student Led 9:00 a.m.—12:00 p.m.)
Monday, May 6, 2024	Non-instructional Day - NO CLASSES
Monday, May 20, 2024	Victoria Day - NO SCHOOL
Thursday, June 27, 2024	Non-Instructional Day - NO CLASSES
Friday, June 28, 2024	Last Day of School - Early dismissal 11:30 a.m.

