



Discovery Education:

What's in this resource?

Discovery Education is a great source of long and short video clips, images, lesson plans and interactive games, about animals, nature, space, math, geography and many more concepts. You can search for material by grade level, and you can also look for tie-ins to Manitoba Education curriculum.

For students who like information movies, this is the place. You can also show clips from documentaries, or have students pull out clips to use in their work. Students can re-narrate their own versions of movies, a great opportunity for applying their spoken language skills.

How do I locate this resource?

Discovery Education: <https://wsd1.discoveryeducation.ca/learn/signin#>

Log in with your credentials to the WSD Staff Portal (or the Student Portal for students)

Staff: User name = Novell user name + password = personal password (e.g. jdoe@wsd1.org + personal password)

e.g. username@wsd1.org.

Students in grades 4 to 12: User Name = network user name + password = student number

e.g. username@live.wsd1.org

***Students in grades K to 3:** User Name = network user name + password = 123qwe (*student accounts must be enabled at school first)

e.g. username@live.wsd1.org

This resource can be used at home or school. Make sure to access Discovery Education through our Division homepage. Otherwise, your credentials will not be recognized by Discovery Ed.





How do I find materials to stream?





1. In the **Discover** section of the **Discovery Education** main search page you'll find lots of options for finding images, videos, clips, interactive games and more.
 - a. Choose **Trending** to see popular topics, and various hot topic **Channels**, which gather video content together.


- b. Search **By Subject** if you want to find broad curriculum areas you're interested in, like Sciences, Mathematics and more.
- c. **By Standard** enables you to search by MB Curricular outcomes.

2.  Click on the **Search** icon in the top right of the page. That lets you do your own search, by title or subject. Once your results show up, filter them to find what you like: choose grade levels, format of result and language. For example, you could narrow down to only videos in Spanish, or only videos in French.

3.  Once you find content you like, you can save it to your **My Content** area, and organize in folders to make it easier to retrieve next time.

4.  Click on the **Professional Learning** icon. Check out the **Learn and Lead** section of this page to find many step-by-step tutorials to help you get the most out of your Discovery Education experience, as well as active professional communities to jump into.

5.  The **Instructional Strategies** icon will help you discover fun and practical instructional strategies to help your students assimilate what they see in DE.

6.  Teachers can share or assign content to their students. To do so, you will have to create your own classroom first. Click on the purple **Classrooms** icon. Find your class by clicking on the **My Classes** tab, or create your own grouping by clicking on **My Students**.

For assistance, please contact us at Library Support Services. We're here to help!

LSS email: wlslibrary@wsd1.org