

## Kent Road School

361 Kent Road  
Winnipeg MB R2L 1X9

# Kent Road News

Principal: M. Sacco

Phone: (204) 669-1228

Fax: (204) 654-2897



## January 2024



### Principal's Message

#### Inside this issue:

Principal's Message	1
Mobile Vision / Police Presentations	2
I love to Read BINGO!	3
Office Hours	4
Entry & Exit Doors	4
Arriving Late/Early Pick up	4
Patrols	4
Daycare Information	4
<b>Breakfast Club</b>	4
Volunteers	4
Lunch Program	4
Health Care Plans	5
Administering Meds	5
Parent Council	5
Head lice at School	5
School Parking Lot	5
Classroom News	6-10
Phys. Ed. News	11
Music News	12
Help us Help others	13
BEADING at Kent Road	14
PBIS Challenge	15
Yearly Calendar of Events	16-17
February Calendar	18

Dear Kent Road Families,  
Happy New Year!

January has been a busy month of reconnecting and refamiliarizing ourselves with the routines and expectations at school. We welcomed some new friends (new families) and began or resumed several additional activities such as the Grade 4 swimming program, Winnipeg Police presentations, Mobile Vision Clinic, PBIS training, daily Smudge, pizza lunches, United for Literacy and the "Make with Tape Club" to name a few.

Our goal is to make Kent Road School a place where all kids feel welcome, safe, loved, and are provided opportunities to learn and grow while being actively engaged in learning. To do this, it takes a village. It means having positive relationships with our family partners and our community. As the WSD continues to re-imagine what our Division is doing, so are we. Your voice is important in creating an amazing learning environment for all. Please join us for our second "Coffee with the Principal" on February 20th from 2:30-3:30 in the library. This is an opportunity to break bread, enjoy a snack, chat and get to know each other. Our next Parent Council meeting is March 6th.


February is a very exciting month as we celebrate I Love to Read, Black History month, the 100th day of school, Valentine's Day, Festival du Voyager, Grades 3-6 Sharing Dance program, field trips, guest readers and so much more. Please check the updated yearly calendar for some important dates such as our community feast and student farewells. We also send home a monthly calendar so that you know what's happening at school.

This month we are trying something new and hosting a Beading night on February 21st. This is open to all parents and / or parent and child (See pg 15 for more information). There are only 25 spots so please ensure you pre-register. I can't wait to see you there!

Thank you for your continued support.

Your partner in learning,

Michelle Sacco



## MOBILE VISION CLINIC IN ACTION



### The Mobile Vision Clinic was at Kent Road on January 24th.

- ◆ There were 115 students tested.
- ◆ Approximately 1/3 of the students tested needed corrective lenses
- ◆ Glasses are being provided to the families at the reduced cost .

**Vision is one of the most important tools we can provide to help support our students as they continue learning.**

### Winnipeg Police Presentations

Officers from Winnipeg Police and Kent Road School were very excited to continue our partnership this year with a stated focus of “keeping kids safe” in their daily lives by providing them with current and tangible tools to assist in making positive choices.

The Winnipeg Police School Engagement Team partners with schools across Winnipeg to share crime prevention and safety awareness presentations specifically for young people. Kent Road students in grades 3-6 learned about a few topics, including:

#### **Bullying:**

With a view to preventing incidents of bullying, explaining what bullying is and what the potential consequences are. Bullying was examined from several points of view – the bully, the victim and the bystander and also provided ways to deal with incidents of bullying.

#### **Online Safety:**

The focus of this presentation was to engage students in learning about online behaviour and the related dangers including social, emotional and physical risks. Information was provided on the consequences of actions as well as the resources to assist students should they require. Topics included but were not limited to, social media utilization, self-exploitation and harm reduction.


**Paula Calado, Guidance Counsellor**



# I Love to Read Month Home Reading Activity

Fill up your sheet with reading fun and see if you can hit BINGO before the end of the month by checking off one box per day. Once all squares are checked bring it back to school for a draw.

# B I N G O

<b>Read a Nonfiction Book</b>	<b>Read a Book with a Blue Cover</b>	<b>Read to Someone over video-chat or phone</b>	<b>Read a Book while wearing a hat</b>	<b>Read a book by a window</b>
<b>Read on a couch</b>	<b>Learn a new word</b>	<b>Read a Fiction / story book</b>	<b>Read a book to someone younger than you</b>	<b>Read a book lying down</b>
<b>Read for 20 minutes</b>	<b>Read a book out loud</b>	<b>FREE READ</b> 	<b>Read a book with a red cover</b>	<b>Reread a favourite book</b>
<b>Read and memorize a joke</b>	<b>Read with a flashlight</b>	<b>Read a recipe from a cookbook</b>	<b>Read to a stuffed toy or pet</b>	<b>Read a poem</b>
<b>Read a book about animals</b>	<b>Read in your pyjamas</b>	<b>Read a book under a table</b>	<b>Read a book someone chooses for you</b>	<b>Read a book while eating a snack</b>

\_\_\_\_\_  
Parent Signature

\_\_\_\_\_  
Student Name

\_\_\_\_\_  
Class

### Office Hours

The office is open from 8:00 am to 4:00 pm Monday through Friday.

### School Hours

8:45 a.m.	Outdoor Screening begins
8:50	Entry Bell
11:30	Nursery/Kindergarten Pick Up
Noon	Lunch
12:55	Entry Bell
3:30	Dismissal

### Entry and Exit Doors

Please ensure you are using the designated cohort doors.

**Nurs/Kinderg & Rm 6—North West Doors**

**Rms 9, 10, 11—South East Doors (by the gym)**

**Rms 14, 15, 16—North East Doors (by play structure)**

**Rms 3, 4—Main Entrance**

### Arriving Late

Students who arrive after the bell are asked to use the main entrance to the school and check in at the office and pick up a welcome slip for their teacher and the office will update their attendance.

### Early Pick Up

If you are picking up your child before dismissal, please call the office and we will make arrangements with you.

### School Attendance System

The office no longer accepts calls regarding absences or lates. If your child is going to be late or absent, please call the **SafeArrival Attendance System @ 1-855-278-4513**.

If you would prefer, internet access, go to <https://go.schoolmessenger.ca>. Please do not send attendance notes to the office or your child's teacher. All attendance information needs to be updated through the SafeArrival system.

### Patrols

School safety patrols will be on duty each day at 8:40 am, 12 noon, 12:55 pm and 3:30 pm. Please send your child when patrols are on post. Make sure your child comes home immediately after dismissal so they can cross with the patrols. For your child's safety, remind them to obey the patrols at all times. The patrol supervisor is **Ms. Behma**.

### Daycare Spaces Available

The Munroe ECEC Daycare located in room 18 of the school currently has spaces available for students in grades 1-6. Please drop in or give us a call at 204-793-7626. We are open at 6:30 am until 9:00, and then from 3:30 pm until 6:00 pm. We are also open all day during school closure days.

### Breakfast Club

This year will be the 10th year for our breakfast program. We are very excited that the program has become so popular since it started. The Breakfast Program is a great way to get to school on time and have a nutritional start to the day. The kids who attend enjoy meeting with their peers in a mellow and friendly environment.

The continued success of this program means we will continue to offer free nutritional breakfasts, Monday to Friday. We ask that students enter through the back doors by the gym, **NOT THE MAIN DOORS**. Also it is very important to make sure that your children do not leave home too early as the doors for the breakfast program are only open as of 8:30 and there is no supervision outside until 8:50 am. Children will not be allowed to wait in the halls until the Breakfast Program opens.

Part of the success of the Breakfast Program is achieved by getting volunteers between 8-9 am to help prepare, serve and clean. It is a great way to meet and get to know the students and it's a lot of fun. If you would like to volunteer, please contact the office at 204-669-1228.

### Volunteers

Kent Road School always welcomes volunteers to our buildings. If you are interested in becoming a volunteer in the school, please contact Ms. Calado in the office of call 204-669-1228.

### Lunch Program

Our Parent Council Lunch Program is up and running. Only students whom are registered and have paid are able to stay for lunch. Our lunch program director is Shelley Gauthier and she can be reached at 204-914-2818 or via e-mail at [kentroadpclp@gmail.com](mailto:kentroadpclp@gmail.com). They are currently hiring more staff to help support the lunch program. If you are interested, please contact Shelley. **The school does not provide lunch or offer student microwaves.**

### Health Care Plans

Every child with special health care needs, such as a puffer, prescription medication or an Epipen, requires a health care plan. The plan gives detailed information so the school may respond quickly.

It is a parent responsibility to inform the school about the health care needs of their child. If your child's plan has changed, please notify the school.

### Administering Medication to Students

We know that from time to time, children need to receive medication while at school, and we're happy to oblige, within Winnipeg School Division guidelines. There is a form which you will need to fill out. As well, when you send the medication to school, it must be in the **original prescription bottle with the child's name on it**. Call the office for more information.

### Kent Road School Doors Are Now Locked

For the safety of our students and staff, Kent Road School exterior doors are locked during most of the school day. Please use the main door near the office.

### Parent Council

**Co-Presidents:** Aubrey Sesak & Sheena Dreger

**Secretary:** Barry Sesak

**Treasurer:** Anna Stevens

**Fundraising:** Jessica Lemky

**Lunch Program:** Shelley Gauthier

Parent Council is open to all parents and is made up of volunteers who want to work on behalf of the school. Coming to Parent Council is an invaluable way to contribute to your child's education and overall school experience.

We have a lot of exciting ideas to bring forward this year, and we need your input and ideas. The more parents become involved in Parent Council, the better our school can be. Whether you can join us for one meeting or all five, your presence is important.

### Head Lice at School

Please ensure you are checking your children regularly for head lice. Head lice is not a communicable disease, however they are a challenge to deal with.

If a student is found to have head lice at school, families will be notified via letter that head lice has been discovered. The rest of the class will also receive a letter stating that head lice has been found in the classroom.

It is our goal to work with families to deal with head lice as quickly as possible. If you need any support, please contact the school office at 204-669-1228.

### Parent Parking

**The parking lot is for staff who pay for the parking spot through the School Division.** Families must find parking on neighbouring streets.

Please be reminded that drop off and pick up are very busy times. For the safety of our students, please ensure that you are not stopping in areas that are clearly signed.

We have had several complaints from neighbours.



### Room 3

My name is Lynne MacDuff and I have been filling in for Ms. Lazaruk these past couple of weeks and have already been having a great time in Room 3.

I went back to school later than most and it was the best decision I've ever made. I did my practicum up in Gillam and less than a week after leaving the snow I was in the 40 degree heat to teach in Thailand. After returning to Canada, I took a Grade 1 term in Berens River where a beautiful white puppy found me and changed my plans to teach abroad. Her and I went to Alberta where I taught Kindergarten and Grade 1 in Wabasca on Bigstone Cree Nation. There I was honoured to have taken part in numerous Round Dances and Feasts at school and in the community, attended cultural camp with the class, ribbon skirt making in the community and even made my own moccasins in an evening class at the school.

I have been working as a substitute teacher in WSD for the past few years which has helped give me the freedom to help care for my mom when she needed it. During this time I have been at Kent Road School often and know many older siblings.

I love teaching, children, kayaking, travelling, making art, spending time in nature and especially love combining my passions together.

We made gingerbread cookies last week and for most it was their first time tasting it. I'm so glad it was a hit and they all loved it! I am looking forward to more learning, sharing and fun with this great group until their teacher returns. Until then, should you have any questions please contact me at [lmacduff@wsd1.org](mailto:lmacduff@wsd1.org).

Lynne MacDuff



### Room 4

Hello Room 4 Families!

February is I love to Read month and of course we have Valentine's Day. In room 4 we read the story Have You Filled A Bucket Today? This story teaches that everybody carries an invisible bucket to hold all their good thoughts and good feelings about themselves. Having a full bucket makes you feel good about yourself, while having an empty bucket leaves you with uncomfortable feelings. By doing kind things for others, we fill their bucket, along with our own. But if we act in a mean or hurtful way, we are dipping from someone's bucket and from our own, as well. Room 4 came up with lots of ways that we can "Be a Bucket Filler".

Please note that on February 14<sup>th</sup>, we will celebrate Valentine's Day. I will be sending a note home with all the students' names so that everyone can send Valentine cards to all their friends in room 4. The only rule is that if a student wishes to send Valentine cards, they must include all the students in the classroom. Thank you!

Ms. Baschuk



## Room 6

Hi everyone!


What a beautiful month it has been. Gorgeous weather, smiling faces and lots of engaging learning! January has been a month of exploring with new concepts in math, creative art projects and meeting new people. Please help us welcome our student teacher from the University of Winnipeg, Kristy! She will be with us until the end of the year and is very excited about learning and working along side your kids. This month and moving along into February we will be working on writing stories. Your child will have the opportunity to bring home their creations to share with you and others. Please take time to sit with your child and have them read to you the amazing writing they have been doing. Also, try to take notice of how they have incorporated a new strategy they have been working on where they include the use of "onomatopoeia" (using sounds in their writing) to make their writing really POP! Well that is all for now, take care and please do not hesitate to reach out to me anytime by email, [sroach@wsd1.org](mailto:sroach@wsd1.org) or on Seesaw.

Take care,  
Ms. Roach



## Room 7

Room 7 rang in 2024 with some fireworks art. Our Kindergarten students are working on reading and recognizing sight words, as well as reading pattern books. Our Nursery students are working on recognizing letters in their name and in the alphabet. We are learning to recognize when words rhyme and to produce our own rhymes. In math, we are working on identifying and creating different types of patterns. We are beginning to recognize ten frames.



## Room 9

Hello KR Families!

I hope you had a peaceful and restful winter break. Welcome back students, it's been nice to get back into a routine! For math, we've transitioned from multiplication equations to learning strategies for division facts and practicing the steps for long division. Having a growth mindset has been super important as long division can be a frustrating and overwhelming. With constant practice and support, students are starting to grasp the concept and are soaring! If you put your mind to it, you can achieve it!

For science, we have been learning about our solar system and all it encompasses. One of our classmates, Mr. Adams, has been hard at work educating his peers with his vast knowledge of the planets. It's been so nice to see students in the class encourage one another to feel comfortable with sharing their knowledge and passion!

Ms. Behma



## Room 10

Hello Room 10 Families!

I can't believe it is already the end of January!

In ELA we have been busy making goals and resolutions for New Year's, discussing Lunar New Year and researching astronauts for our astronaut biographies.

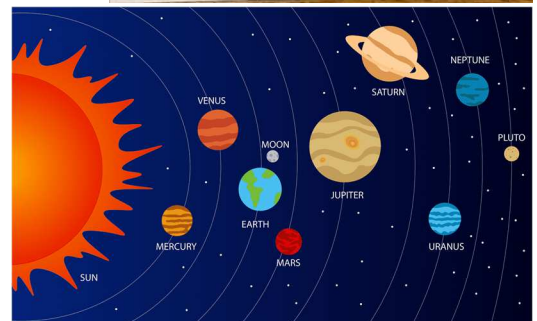

This month in Math some students have been focusing on multiplication: repeated addition, arrays, basic facts and going onto multi-digit multiplication. While other students have been learning about multiplication and division, and divisibility rules.

In Science we have been exploring space and the solar system! The students have really enjoyed our lessons. Above is a picture of oreo moon phases! I think this may be a favourite lesson.

Lastly we have been working on a cross-curricular project involving creating our own planet and alien!

Reminder that students should be doing the following for homework: home reading logs, spelling practice and Xtra Math practice. Students can practice their basic math facts to mastery using the XtraMath.org website! This is so important so that students can solve multi-digit questions with ease.

Ms. Gacek





## Room 11

After a nice relaxing winter break, we are all ready to get back to work and into our class routine. In ELA, students have been working on an Indigenous Study unit and learning about Traditional, Modern and Informational types of books.

In Math, we are continuing to develop an understanding of multi-digit numbers, multiplication and long division with decimals.

Room 11 will have a Valentine's Day celebration on Wednesday, February 14<sup>th</sup> in the afternoon. Students are welcome to bring a healthy snack for themselves, and/or for their classmates. The treats should be individually packed from the store as well as nuts and gelatin free.

Please help your child by encouraging reading at home with a good book and mastering multiplication and division facts.

Ms. Tomic



## Room 14

Happy New Year room 14 families!

January has been a busy month for kids in room 14. We are doing a novel study and a culminating project to go with the book James and the Giant Peach. Students are learning important comprehension skills like visualizing, predicting, summarizing, questioning and clarifying. They are listening, reading, writing, and representing all they've learned throughout the book using multiple ways of learning.

In math we are working on addition and subtraction strategies for multi-digit numbers. Some students are working on 2 digits, some are working on 3 digits and some are working on several digits with decimal places. You can imagine that this would be very difficult if a student can't recall their addition and subtraction facts to 20. Although we do practice facts as school, reinforcing this skill for a few minutes a night at home would be even more beneficial. I will be sending flashcards home with those who need practice in the next little while.

February is packed with special events including two days at The Leaf, a morning at the aviation museum (grade 3), swimming (grade 4), and events for I Love to Read month. Please be sure to check the calendar for upcoming dates, and check your email each day for reminders and details of what is needed for these upcoming events.

Ms. Shore



## Room 15

Hello Families,

Can you believe that we are halfway through the school year already? It is amazing to see how much growth my students have made. I am so proud of the students that they have become!

At the end of January, the students of Room 15 had a lot of fun teaching and playing math games with the students of Rooms 14 and 16. It was great to hear the laughter and to see the sharing of knowledge. Great job!

Throughout February, we will continue to learn about Canada and its Provinces and Territories. The students have been working very hard to learn about and make posters for one of the Provinces or Territories of Canada. Later this month they will present to the class all that they have learned.

On Wednesday, February 14, 2024, we will be having a small Valentine's Day party. A more detailed letter and a list of the students' names will be sent home in early February.

If you have any questions or comments do not hesitate to contact me!

[dizzard@wsd1.org](mailto:dizzard@wsd1.org)



## Room 16

Hello friends,


January has been full of gold, emeralds, quartz and dirt. Students are learning about Rocks and Minerals and so far it has been delicious. They have mined a rock (cookie) to investigate all the minerals (chocolate chips, sprinkles, smarties) and watched lava form igneous rock (chocolate sauce on ice cream). They saw how heat and pressure makes metamorphic rock (Rice Krispies, sprinkles) and created layers of rocks, minerals, and plant and animal matter (fruit parfait) to make sedimentary rocks. We also made some rocks with plasticene, don't worry, we did not eat those!

Students are also writing Pourquoi stories. These are origin stories, fictional stories that explain why something is the way it is. An example is 'How the loon got its necklace' or 'How the rhino got its baggy skin'. We have had fun creating some interesting situations and explanations!

A Valentine's day note, with student names, will be coming home soon.

Stay warm and see you next month,

Mrs. Gamble [hqamble@wsd1.org](mailto:hqamble@wsd1.org)



# PHYSICAL EDUCATION NEWS...



## The Good Sport Code



I am a good sport  
and respect my classmates



I give my 100% best  
and I will never give up



Win or Lose...  
I have fun and play hard



I congratulate my opponent when  
they win  
I love to win, but I do not brag




**AFTER ALL...  
IT'S JUST A GAME**



ThePEspecialist.com



### SPORTSMANSHIP



**Everybody WINS!**



We've been working on fair play and being a good sport in our Physical Education classes. Students are learning how to solve problems and how to work together with others. Keep up the good work Kodiaks!



## Once a Kodiak Always a Kodiak



Be active, stay safe and have fun!

S de Jong

## Music News

This month we have started learning about the percussion family. It is the largest group of music families and includes instruments that are not really instruments, such as the sounds from spoons to piano and from xylophones to triangles. It isn't just about drums! Percussion is anything that can keep a beat or make a rhythm.

We have been using percussion when exploring the music of Wolfgang Amadeus Mozart. He may have died over 225 years ago, but his music lives on. The students have played along to such pieces as "Eine Kleine Nauchtmusik" and the "Turkish March". Students in grades 3 – 6 are even able to play his music on the recorder. We will begin creating our own interpretative compositions of "Twinkle, Twinkle", just like Mozart did, writing and practising so we can perform them for our classmates.

Students in grades 3-6 will be starting their first enrichment dance project session with the Royal Winnipeg Ballet. The students that joined understand that it is a 10 session dedication to participate, practice, rehearse and be completely focused on their dance. Teachers from the RWB will be at the school once a cycle, as time permits each month, for 4 different groups with a 30 minute full out dance session. I am looking forward to participating with the students and learning the dance with them. I am sure we will all need to remember our water bottle that day!!

Next month we will continue with learning and researching about Mozart, as well as start on the brass family. We have some fun choir songs that we will continue to practice.



*“There are shortcuts to happiness  
and dancing is one of them”.*


# HELP US HELP OTHERS!!



**Please help us  
collect Pop-Tabs  
for Wheelchairs!**

Please drop off your  
Pop-Tabs in the Drop-Box  
located in Room 1,  
(Resource Room).

Ms. Mason,  
Resource Teacher ☒



## BEADING IS HAPPENING AT KENT ROAD SCHOOL

**Earlier this week, we sent home a permission slip regarding parent/student participation in a beading club after school.**

Come celebrate Festival by participating in an evening of beading! On February 21<sup>st</sup> from 6 – 8:30 you are invited to participate in making a mitten key chain / zipper pull. This is an adult or adult and me event. All students must be accompanied by an adult.

Beading is a fun hobby. Young students can be successful with big beads but need help with smaller ones. In this beading class, people will be using leather, small beads and sharp needles. Please recognize that small children or children with fine motor challenges will need extra help. You, the adult may need to do the majority of the beading and sewing. – Not recommended for children under the age of 6. Come and enjoy an evening of fun, friends and learning! Register early as space is limited.

To register please return the green form that was sent home earlier this week along with the cash payment to receive a spot(s). Confirmation will be provided.

*Who? Kent Road Families*  
*What? Mitten Keychain Beading*  
*Where? Kent Road School*  
*When? February 21<sup>st</sup> 6:00 – 8:30*  
*Cost? \$25.00 per adult and/or adult plus 1 child*  
*\$35.00 an adult and 2 children*

**All supplies are provided.**

Please note: There is no babysitting provided.

Deadline for registration is February 14th. We hope you can join us for a beading experience.



## THE PBIS 1000 CARD CHALLENGE

Kent Road School and Staff embarked on another successful ‘Common Area Training’ after the winter holiday with a whole new and exciting challenge. Collectively we set a goal to earn **1000** Kodiak cards in one week!!

All students grade 1-6 were encouraged to follow the expectations they learned in the training and earn kodiak cards in the week. Kent Road school students did not disappoint!! They earned collectively **1001** kodiak cards.

Thank you Kodiaks! Everyone wins!!





With the help of our student nurses, who made the simple and tedious recipe from scratch, each student was served a delicious treat of old fashion apple crisp with ice cream. (Recipe below)

RECIPE COURTESY OF INA GARTEN  
From: *Barefoot Contessa Parties!*

### Old-Fashioned Apple Crisp

★★★★★ 724 Reviews

Level: <b>Easy</b>	Prep: <b>20 min</b>	Yield: <b>10 servings</b>
Total: <b>1 hr 20 min</b>	Cook: <b>1 hr</b>	<a href="#">Nutrition Info</a>

[Save Recipe](#)    


#### Ingredients:

- Deselect All
- 5 pounds McIntosh or Macoun apples
- Grated zest of 1 orange
- Grated zest of 1 lemon
- 2 tablespoons freshly squeezed orange juice
- 2 tablespoons freshly squeezed lemon juice
- 1/2 cup granulated sugar
- 2 teaspoons ground cinnamon
- 1 teaspoon ground nutmeg

#### For the topping:

- 1 1/2 cups flour
- 3/4 cup granulated sugar
- 3/4 cup light brown sugar, packed
- 1/2 teaspoon kosher salt
- 1 cup oatmeal
- 1/2 pound cold unsalted butter, diced

#### Directions:



[Watch how to make this recipe.](#)

- 1** Preheat the oven to 350 degrees F. Butter a 9 by 14 by 2-inch oval baking dish.
- 2** Peel, core, and cut the apples into large wedges. Combine the apples with the zests, juices, sugar, and spices. Pour into the dish.
- 3** To make the topping, combine the flour, sugars, salt, oatmeal, and cold butter in the bowl of an electric mixer fitted with the paddle attachment. Mix on low speed until the mixture is crumbly and the butter is the size of peas. Scatter evenly over the apples.
- 4** Place the crisp on a sheet pan and bake for 1 hour until the top is brown and the apples are bubbly. Serve warm.

Parties!: Reprinted from Barefoot Contessa Parties!, Copyright 2001 by Ina Garten, Clarkson Potter/Publisher. All rights reserved.



## Yearly Calendar of Events for Kent Road School

1	Feb 1	Pizza Lunch Day / Rm 14, 15, 16 Aviation Museum AM / PJ day
2	Feb 2	<b>Non Instructional Day – No Classes</b>
4	Feb 6	Grade 4 Swimming / Wear clothes with words day
5	Feb 7	United for Literacy 3:30 – 5:00
6	Feb 8	Make with Tape club 3:30 – 4:15
1	Feb 9	Wear mismatched socks day
3	Feb 13	100 <sup>th</sup> Day of School / Grade 4 Swimming
4	Feb 14	Valentine's Day / United for Literacy 3:30 – 5:00 / Wear pink, red, or purple day
6	Feb 16	Wear a silly or funny outfit day
	Feb 19	<b>Louis Riel Day - No School</b>
1	Feb 20	Coffee With the Principal 2:30 – 3:30 / Beading 6:00 – 8:30 (must pre-register) Pizza Lunch notes go home
2	Feb 21	United for Literacy 3:30 – 5:00 / Bombers Assembly 10:45 – wear blue, gold or white
4	Feb 23	3 on 3 (co-ed) basketball / Wear your favourite colour day
5	Feb 26	Room 9 – Assiniboine Park Zoo Field trip / Student-led letters go home
6	Feb 27	Pizza money due
1	Feb 28	United for Literacy 3:30 – 5:00
2	Feb 29	Room 14 – The Leaf Field trip / Pizza money due / Assembly 10:15
3	Mar 1	Room 14 The Leaf Field trip / Student-led letters due back
4	Mar 4	Room 14 The Leaf Field trip
5	Mar 5	Room 14 The Leaf Field trip
6	Mar 6	Room 14 The Leaf Field trip / United for Literacy 3:30 – 5:00 / Parent Council Meeting 6:30
1	Mar 7	Pizza Lunch
3-1	Mar 11 - 15	Scholastic Book Fair
5	Mar 13	Report Cards emailed home / Pizza Lunch notes go home / United for Literacy 3:30 – 5:00
6	Mar 14	Student Led Conferences 4:30 – 7:00
1	Mar 15	<b>Non Instructional Day – No Classes Student Led Conferences</b>
2 - 6	Mar 18 - 22	Spirit Week
4	Mar 20	United for Literacy 3:30 – 5:00
5	Mar 21	Pizza money due
6	Mar 22	Last Day of Classes, March Fun Day
<b>Spring Break (March 25-March 29)</b>		



1	Apr 1	School Re-Opens / Easter Monday
3	Apr 3	United for Literacy 3:30 – 5:00
4	Apr 4	Pizza Lunch
5	Apr 5	Room 9 The Leaf Field trip
2	Apr 10	United for Literacy 3:30 – 5:00
4	Apr 12	Day of Pink
6	Apr 16	Pizza Lunch notes go home
1	Apr 17	United for Literacy 3:30 – 5:00
3	Apr 19	<b>Non Instructional Day – No Classes</b>
4	Apr 22	Earth Day
4-2	Apr 22 - 26	Earth Week
5	Apr 23	Bus Ridership (AM) / Pizza money due
6	Apr 24	Administrative Assistant Appreciation Day (clerks) / Immunization Clinic
5	May 1	Principal's Day
6	May 2	Pizza Lunch
2	May 6	<b>Non Instructional Day – No Classes</b>
3	May 7	Staff appreciation day
	May 20	<b>Victoria Day - No School</b>
1	May 22	Welcome to Kindergarten 6 – 7 PM
2	May 23	Pizza Lunch notes go home / Ultimate Football (PM)
6	May 29	Parent Council Meeting 6:30
1	May 30	Pizza money due
2	May 31	Ultimate Frisbee
5	Jun 5	Fit Run
6	Jun 6	WSD Pow Wow
1	Jun 7	<b>Non instructional Day – No Classes</b>
5	Jun 13	Pizza Lunch
6	Jun 14	Field Day
3	Jun 19	Community Feast 5:30
5	Jun 21	Grade 6 activity day
1	Jun 25	N/K Farewell 10:15 / 2:15
2	Jun 26	Grade 6 Farewell 1:30 / Report Cards emailed home
4	Jun 28	Last Day of School, Dismissal at 11:30

# February 2024

			1 - Day 1	2 Day 2
<b>I ♥ TO READ MONTH</b> <b>BLACK HISTORY MONTH</b>			Aviation Museum Rms 14, 15 & 16 <b>Gr. 3</b> <b>INTRAMURALS</b> Pizza Lunch Pajama Day	Non Instructional Day No Classes
5 Day 3	6 Day 4	7 Day 5	8 Day 6	9 Day 1
<b>Gr. 6</b> <b>INTRAMURALS</b>	Gr. 4 Swimming  Wear Something with words on it	<b>Gr. 5</b> <b>INTRAMURALS</b>		<b>Gr. 4</b> <b>INTRAMURALS</b>  Mismatched Sock Day
12 Day 2	13 Day 3	14 Day 4	15 Day 5	16 Day 6
	<b>100th Day of School</b> Gr. 4 Swimming <b>Gr. 3</b> <b>INTRAMURALS</b>	Valentine's Day  Wear Pink / Red / Purple Day	<b>Gr. 6</b> <b>INTRAMURALS</b>	Wear a Silly / Funny Outfit
19	20 Day 1	21 Day 2	22 Day 3	23 Day 4
Louis Riel Day No School	<b>Gr. 5</b> <b>INTRAMURALS</b>  Pizza Lunch Notes go home	Wear Bomber Gear! Or Blue / Gold / White  Bomber Assembly  Parent Beading Night 6-8:30 (must be pre-registered)	<b>Gr. 4</b> <b>INTRAMURALS</b>	3 on 3 Co-Ed Basketball  Wear your Favourite Colour
26 Day 5	27 Day 6	28 Day 1	29 Day 2	
<b>Room 9 - Zoo</b>  <b>Gr. 3</b> <b>INTRAMURALS</b>	Pizza Lunch Money Due Back	<b>Jungle Gym</b>  <b>Gr. 6</b> <b>INTRAMURALS</b>	<b>Jungle Gym</b>	