



A Place to Belong; A Place to Shine

OCTOBER 2024

WORLD TEACHERS' DAY 2024

This year we are celebrating World Teachers' Day on Saturday, October 5, 2024.

Isaac Newton School would like to take this opportunity to thank all Administrators, Teachers, and Support Staff for their unwavering support and dedication to our students and the Isaac Newton Community.

Thank you for all that you do!



Events for This Month



IN OCTOBER

2024

WED
09

NON-INSTRUCTIONAL DAY

↘ No School

MON
14

THANKSGIVING DAY 2024

↘ aA National Holiday - No School

MON
21

SCHOOL PICTURE DAY

↘ @ Isaac Newton School - Room 40

FRI
25

NON-INSTRUCTIONAL DAY

↘ No School

For more information:

isaacnewton@wsd1.org

Land Acknowledgement

The students, staff, and communities of Winnipeg School Division are committed to truth and reconciliation through building relationships with Mother Earth, the original peoples of this land, and the stories that bring us together. We acknowledge the place in which we gather is on Treaty 1 territory, the homeland of the Red River Métis, and the ancestral lands of the Anishinaabe, Ininiwak and Dakota Oyate Peoples

Follow Us On
INSTAGRAM

@isaacnewtonwsd



ISAAC NEWTON SCHOOL

CONTACT US



204-586-9606



isaacnewton@wsd1.org



204-589-5153



<https://www.winnipegsd.ca/IsaacNewton>



730 Aberdeen Avenue
Winnipeg, MB, R2W 1W9



SCHOOL CONTACTS

Ms. Tamara Stevenson

Principal

Ms. Julie Popke

Vice Principal



SCHOOL SUPPORT STAFF RECOGNITION WEEK!

SEP 30-OCT 4, 2024

WORLD TEACHERS' DAY!

OCTOBER 5, 2024

Thank You All Staff!

Isaac Newton School would like to take this opportunity to thank all Administrators, Teachers, and Support Staff for their unwavering support and dedication to our students and the Isaac Newton Community. Thank you for all that you do!



... LEARNING SUPPORT TEACHERS



Each grade level is designated with a learning support teacher; Ms. Lalor (Gr. 7s), Mr. Fast (Gr. 8s), and Ms. Miller (Gr. 9s). Whether it is for new student registrations, an alternative space for students to work at, or just additional support to help students get through the school day, our LST team makes sure that appropriate support are provided to all our students.

A BIG

THANK YOU!

ISAAC NEWTON BLAZERS

NEWS!

A Message from Room 14 Grade 7 Math & Science

This school year started off with students working on their collaboration skills, groupwork, and community building. Students have participated in many math and science problem solving activities, skill testing questions, and fun previous knowledge refreshing games. In math students are diving into our "Number Sense" unit where students have begun to showcase their knowledge on rational numbers, patterns, fractions, decimals, addition and subtraction of integers, etc. In Science, we have started off our "Interactions within Ecosystems" unit where students are discovering the world of habitats, organisms, food webs, and more!



-Ms. Lavack

Meet Our Nutrition Coordinator



Ms. Rowena, as our students would call her, was an elementary teacher in the Philippines.

She is also one of the Educational Assistants for our Grade 8 students, and Grade 9 Foods & Nutrition Classes.

She has a great passion for food and a devout dedication to our community. She serves more than 200 meals per day with a smile on her face.

Happy World Teachers' Day!

SPORTS NEWS

SPECIAL OLYMPICS 2024



BLAZERS - BOCCE BALL

Wednesday, September 25, 2024 - Our Special Olympics Team headed to Boni-Vital outdoor soccer complex to compete in the annual outdoor bocce tournament. GO BLAZERS!



PARENTS' SECTION

Parents Supporting Parents @ Isaac Newton

Are you interested in connecting with other parents from Isaac Newton?

If you would like to be part of our SPIN group, we will gather on Thursday mornings in the new Isaac Newton Parent Room. October 10th 17th 24th and 31st 9:30 – 11:30am.

Please call or email Elizabeth Thomson @ 204-586-9606 – ethomson@wsd1.org

Isaac Newton Support Worker will be happy to give you more information and to sign you up.

KOATS FOR KIDS

KOATS for Kids



Did you know Koats for Kids is not only for Kids?

If you or someone in your home could use warm outerwear. Please reach out to Elizabeth.

Do you know how to bead?

Winter is on the way and beading is a great way to keep yourself busy over the long season ahead. If you are interested in beading with us this winter, contact Elizabeth to have your name added to our invite list. More info coming in November.




YOUR COMMUNITY SUPPORT WORKER IS AT ISAAC NEWTON
SCHOOL
ON TUESDAYS, THURSDAYS AND FRIDAY MORNINGS.

PARENTS' SECTION

Meet the Staff Community BBQ

Thank you to everyone for making this year's Meet the Teacher a huge success. This is the most successful community event we have had in a long time and it generated a lot of excitement and interest in Isaac Newton families.



Voluntary Student Accident Insurance

Information regarding Voluntary Student Accident Insurance from Old Republic Insurance Company of Canada are now available. Those parents/guardians with an active email address will receive the information via School Messenger. Printed copies of the brochure are available through the school office.

Universal Student Accident Insurance

This program provides coverage for all full-time students registered in participating Manitoba School Divisions while:

- (a) in or on school buildings or premises by reason of attending classes on any regular school day;
- (b) in attendance at or participating in any school activity approved and supervised by proper school authority;
- (c) travelling directly to or from any regularly scheduled and approved school activity under the direction or supervision of a proper school authority;
- (d) travelling directly to or from the Insured Person's residence and school for the purpose of attending classes or participating in any school sponsored activity;
- (e) participating in physical activities taking place as part of the grades 9 to 12 Physical Education Curriculum as approved by a proper school authority;
- (f) engaged in the performance of the duties assigned to the Insured Person while participating in a school approved work experience program.

Program Highlights	
Benefit	Coverage Detail
Loss of Life – Accident Only	\$50,000 per student
Dismemberment or Total and Permanent Loss of Use - Accident Only	Various up to \$50,000 per student
Medical Reimbursement Benefit – Accident Only - including registered nurse, hospital charges, wheelchair rental, prescription drugs, etc.	Aggregate maximum of \$15,000 for expenses incurred within Canada and \$2,000 for expenses incurred outside of Canada
Ambulance – Accident or Sickness	Up to \$2,000 per student per incident
Emergency Transportation other than Ambulance – Accident or Sickness	Up to \$50 per student per incident
Dental Expenses – Accident Only	Up to \$2,500 per student per incident
Eyeglasses and Contact Lenses – necessary due to injury from Accident	Per student New \$300/Replacement \$200

Underwritten by: Industrial Alliance Insurance and Financial Services Inc.

Term of Coverage: September 1, 2024 to September 1, 2025

Students must have Manitoba Health or provincial healthcare replacement coverage to be eligible under this plan.

Coverage is provided, subject to the Terms and Conditions of Master Policy 100005613 on file with The Manitoba School Boards Association.

Claim Forms are available at www.hubinternational.com/MSBAParent or by emailing SpecialMarkets-Claims@ia.ca or call toll-free 1-800-266-5667.

This coverage compliments but does not replace the Voluntary Student Accident Insurance coverage. This program provides coverage in addition to benefits available through Manitoba Health and any other group benefits program.



WINNIPEG SCHOOL DIVISION

EMERGENCY PROCEDURES



Lockdown and Hold & Secure

- Lockdown practices shall be held at least three (3) times in each school year.
- Hold and Secure practices shall be held at least three (3) times a year.
- We will be holding such drills in October



Fire Drill

Fire Drills shall be held at least 10 (ten) times in each school year (once per month).


Reminder:

- During an emergency drill, do not take personal belongings with you;
- Follow your emergency exit route; and
- Listen carefully to your teacher's instructions



Evacuation Drill

An evacuation drill is held once a year. We did our evacuation drill in September at Strathcona School





BUS RIDERSHIP

SAFETY RULES FOR STUDENTS RIDING THE SCHOOL BUS

Arriving at the Pick-up Point

1. Be on time. Leave home in time to get to the bus stop before the school bus arrives.
2. If other students are waiting at the bus stop, get in line without crowding or pushing and stay off the road.

Crossing a Road To Get To Your Bus Stop

1. If you have to cross the road to reach your bus stop, stand on the opposite side of the road from the bus stop and wait for the bus to arrive.
2. Watch for the bus driver's signal that it's safe, check for traffic, then cross the road at least 3 metres/10 feet in front of the bus and ahead of the extended crossing arm.
3. Look left and right as you cross the road. At an intersection, look in all directions.
4. Always cross the road at right angles; don't cut across on an angle.
5. Walk quickly across the road, but don't run.
6. NEVER cross the road BEHIND the school bus.

Getting On the Bus

1. Line up in single file with younger students in the front so they can board first.
2. Wait in line until the bus has stopped and the entrance door is fully open.
3. Board the bus quickly, but don't crowd or push other students.
4. Never run onto the bus as the steps may be slippery, especially in winter. Place your foot squarely on the steps, not the edges. Use the handrail.
5. Be careful getting on the bus if you are carrying books or other items because it's harder to see the steps and hold the handrail.
6. Go directly to your seat, face forward, and sit well to the back of the seat.

Conduct on the Bus


1. Stay in your seat for the entire trip.
2. Keep the aisle clear by placing books and other items on your lap or under the seat.
3. Avoid unnecessary discussion with the driver.
4. Avoid doing anything that might distract the driver or interfere with his or her driving.
5. Don't yell or talk loudly.
6. Don't open windows without the driver's permission.
7. Never stick your head, arms, hands, or feet out the windows.
8. Don't throw anything inside the bus or out the window. You could hurt another passenger or a pedestrian, or create a dangerous situation for another driver.
9. Except in an emergency, don't touch the emergency door or exits or any part of the bus equipment.
10. Don't eat on the bus.
11. Obey the bus driver's instructions promptly. Remember: Your cooperation will help everyone stay safe.
12. If there are school bus captains on your bus, obey their instructions. They're there to help the driver and keep you safe.

Getting Off the Bus

1. Stay in your seat until the bus has stopped and the entrance door is fully open.
2. Use the handrail when exiting the bus.
3. Be extra careful around the danger zones of the bus.
4. Move quickly away from the school bus to a safe location.

Crossing a Roadway After Getting Off the Bus

1. If you have to cross the road after getting off the bus, walk along the edge of the road until you are at least 3 metres/10 feet in front of the bus, ahead of the extended crossing arm. Then, walk to the left front side of the bus, stop, and look both ways to make sure traffic has stopped and that it's safe to cross the road. Watch for the bus driver's signal that it's safe, check for traffic again, and cross the road.
2. Look left and right as you cross. At an intersection, look in all directions.
3. Always cross the road at right angles; don't cut across on an angle.
4. Walk quickly across the road, but don't run.
5. NEVER cross the road BEHIND the school bus.



OCTOBER 2024

SUN	MON	TUE	WED	THU	FRI	SAT
		1 DAY 2	2 DAY 3	3 DAY 4	4 DAY 5	5
6	7 DAY 6	8 DAY 1	9 DAY 2 NON- INSTRUCTIONAL DAY	10 DAY 3	11 DAY 4	12
13	14 THANKSGIVING DAY	15 DAY 5 BUS RIDERSHIP	16 DAY 6	17 DAY 1	18 DAY 2	19
20	21 DAY 3 PICTURE DAY	22 DAY 4	23 DAY 5	24 DAY 6	25 DAY 1 NON- INSTRUCTIONAL DAY	26
27	28 DAY 2	29 DAY 3	30 DAY 4	31 DAY 5 HALLOWEEN DANCE!	1 DAY 6	