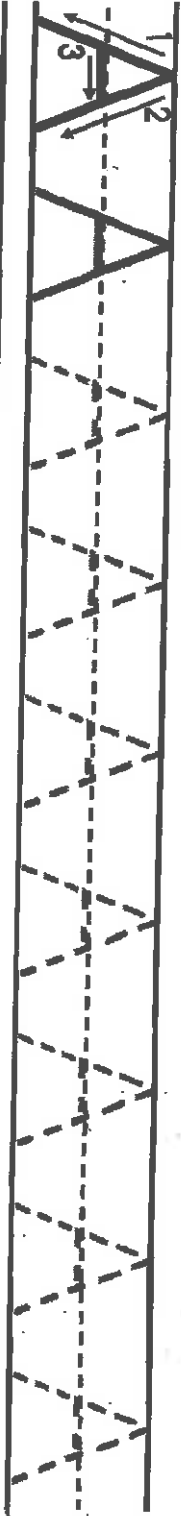


Name \_\_\_\_\_

A Trace and write.



A is for Alligator.




Circle every A and every a.

A A E A O A O E A A E  
O e a o a a o e o a e

I found \_\_\_\_\_ A's and \_\_\_\_\_ a's.

Name \_\_\_\_\_



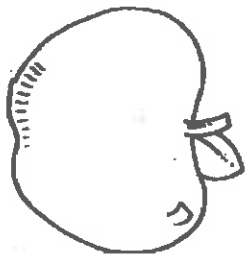


1. Trace the As and a's.

A Alligator paints a in a pple.

2. Now write the As and a's.


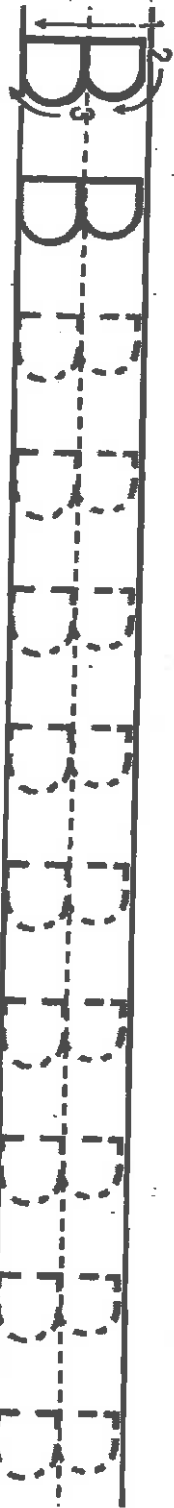
Alligator paints a in a pple.

3. Add a's and then read the words.

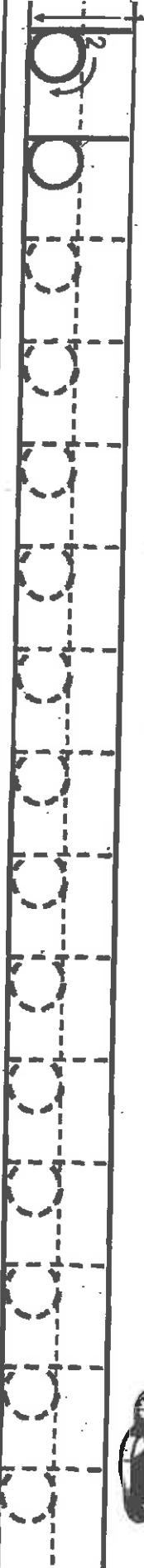
 _____ pple	 _____ lligator	 _____ rm	<p>Now draw and write your own Aa word.</p> _____
---	---	---	--

Name \_\_\_\_\_

\* Trace and write.



B is for Bear.



\* Circle every B and every b.

E H E B B P D B H P B  
b p b d e b b p h b h

I found \_\_\_\_\_ B's and \_\_\_\_\_ b's.

Name \_\_\_\_\_



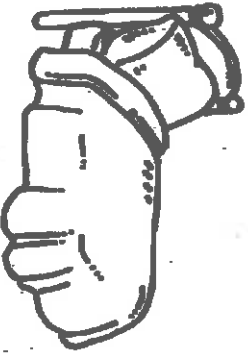


1. Trace the B's and b's.

Bubble Bear blows bubbles.

2. Now write the B's and b's.

uoble ear ows bubbles.

3. Add b's and then read the words.

 _____ed	 _____ag	 _____ird	Now draw and write your own Bb word. _____
--	--	---	--

Name \_\_\_\_\_

Trace and write.



C is for Cats.



Circle every C and every c.

C C U C C D E O E D U  
U C O O C e C a U C O

I found \_\_\_\_\_ C's and \_\_\_\_\_ c's.

Name \_\_\_\_\_

1. Trace the Cs and cs.

C c e o carries c o c c o o



2. Now write the Cs and cs.

e o a r r i e s c o c c o o

3. Add cs and then read the words.



\_\_\_\_\_ at



\_\_\_\_\_ ar



\_\_\_\_\_ ow

Now draw and write  
your own Cs word.

\_\_\_\_\_

Name \_\_\_\_\_

★ Trace and write.

D D D D D  
D D D D D

D is for Dog




D D D D D  
D D D D D

D D O B D O D O D B O  
d p b d q d b b d d p

I found \_\_\_\_\_ D's and \_\_\_\_\_ d's.

★ Circle every D and every d.

Name \_\_\_\_\_



1. Trace the D's and d's.

Detective Dog likes doughnuts.

2. Now write the D's and d's.

etective og likes oughnuts.

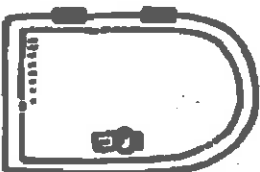
3. Add d's and then read the words.



\_\_\_\_\_ uck



\_\_\_\_\_ ollar



\_\_\_\_\_ oor

Now draw and write  
your own Dd word.

\_\_\_\_\_



Name \_\_\_\_\_

1. Trace and write.

Tracing guide for uppercase E with stroke order arrows: 1 (down), 2 (top to bottom), 3 (left to right). Below is a grid of dashed uppercase E's for tracing.

E is for Elephant.



Tracing guide for lowercase e with stroke order arrows: 1 (down), 2 (circle). Below is a row of dashed lowercase e's for tracing.

2. Circle every E and every e.

T E E F T F E T E F E  
e a o e c e a e c e a

I found \_\_\_\_\_ E's and \_\_\_\_\_ e's.

Name \_\_\_\_\_

Trace the Es.




vin the eppnant makes an



Now write the Es.

vin the eppnant makes an

Add e's and then read the words.

 ____ bow	 ____ ye	 ____ gg	Now draw and write your own Ee word. _____
---	--	--	--

Name \_\_\_\_\_


\* Trace and write.

Tracing practice lines with a grid. The first row shows the stroke order for writing the letter 'F':

- Stroke 1: A horizontal line from left to right across the top.
- Stroke 2: A vertical line from top to bottom.
- Stroke 3: A horizontal line from left to right across the middle.

Below this are several rows of dashed 'F' characters for tracing on a set of three horizontal lines.

F is for Ferret.



Tracing practice lines with a grid. The first row shows the stroke order for writing the letter 'f':

- Stroke 1: A curved line starting from the top right, going down and left to form the bowl of the letter.
- Stroke 2: A vertical line from the top of the bowl down to the bottom of the page.

Below this are several rows of dashed 'f' characters for tracing on a set of three horizontal lines.

\* Circle every F and every f.

F E T F E E F T F E F  
 f t t f l f k t f f l

I found \_\_\_\_\_ F's and \_\_\_\_\_ f's.

Name \_\_\_\_\_

2. Trace the F's and f's.



Fifi the ferret plays the flute.

3. Now write the F's and f's.

ifi the erret plays the flute.

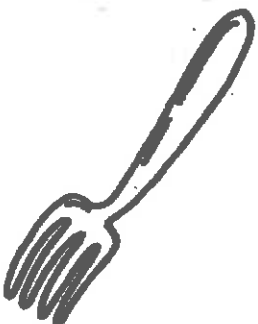
4. Add f's and then read the words.



\_\_\_\_\_ eather



\_\_\_\_\_ ish



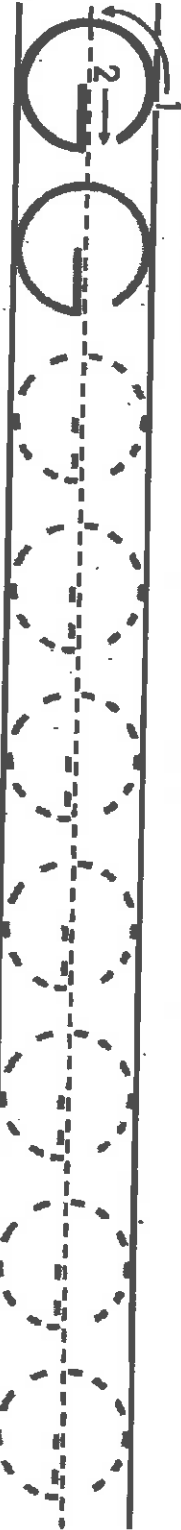
\_\_\_\_\_ ork

Now draw and write  
your own f word.


\_\_\_\_\_

Name \_\_\_\_\_

1. Trace and write.



G is for Gorilla.




2. Circle every G and every g.

Q G O G Q O G G Q G G  
g b q g q g q p g g p

I found \_\_\_\_\_ G's and \_\_\_\_\_ g's.

Name \_\_\_\_\_



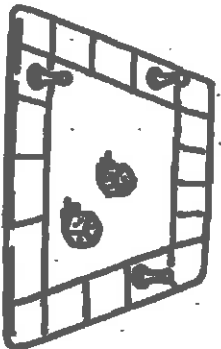
\* Trace the G's and g's.

Gorilla gobbles gooseberries.


\* Now write the G's and g's.

orilla obbles ooseberries.

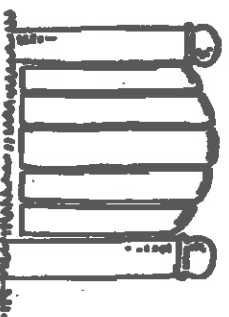
\* Add g's and then read the words.



ame



uitar



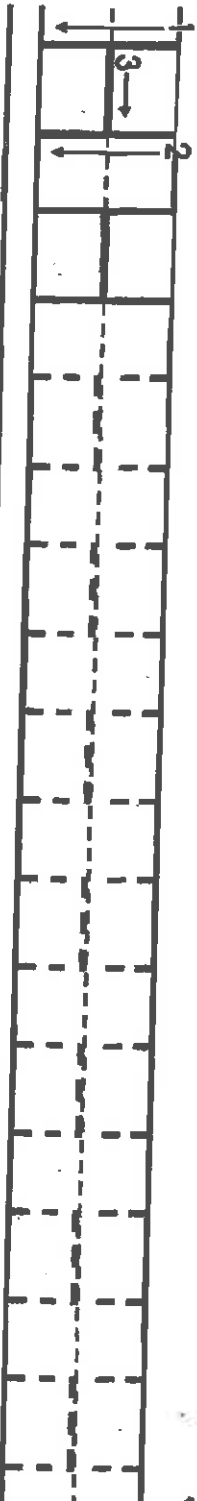
ate

Now draw and write your own G g word.

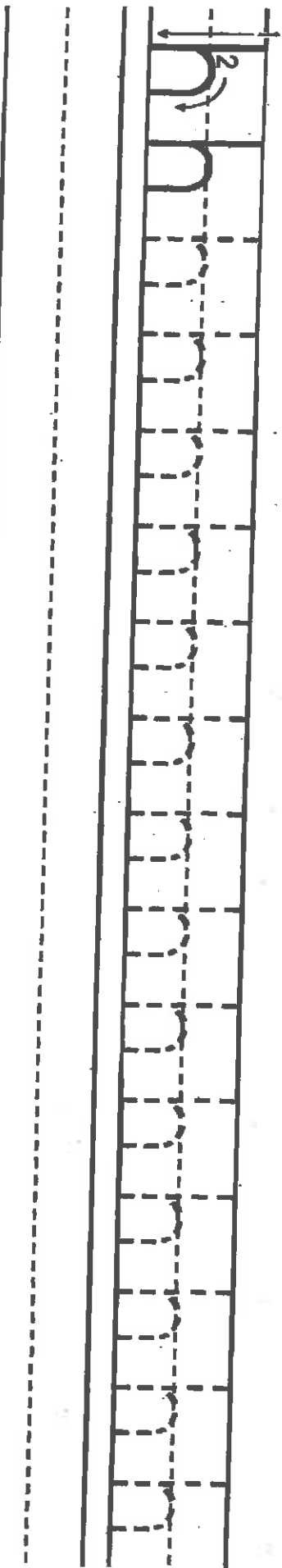
\_\_\_\_\_

Name \_\_\_\_\_

a. Trace and write.



H is for Hippopotamus.



b. Circle every H and every h.

T H H T H L I L I H Y  
b h l p h i h i b h h

I found \_\_\_\_\_ H's and \_\_\_\_\_ h's.

Name \_\_\_\_\_

✎ Trace the H and h.

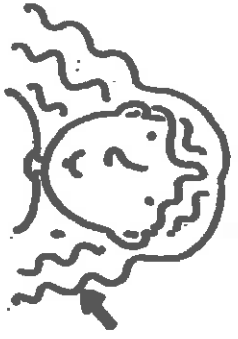
Hippo is hiding.



✎ Now write the H and h.

ippo is iding.


✎ Add h's and then read the words.



\_\_\_\_ air



\_\_\_\_ at



\_\_\_\_ ouse

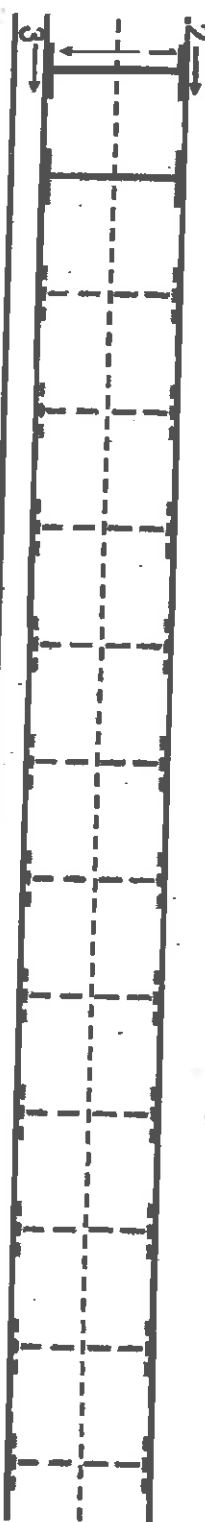
Now draw and write your own Hh word.

\_\_\_\_\_

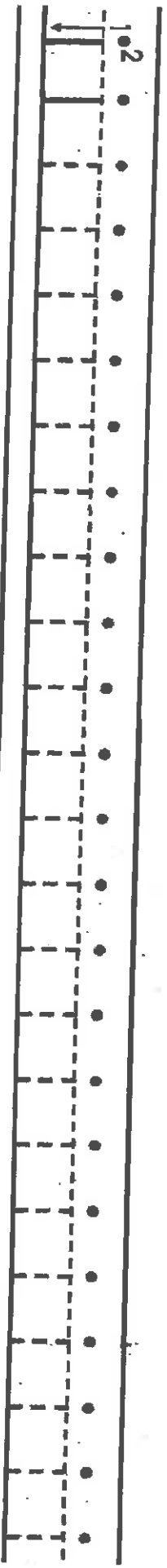


Name \_\_\_\_\_

a. Trace and write.



I is for Iguana.



a. Circle every I and every i.

L I F L I I J I L I F  
i | f i i | f i i |

I found \_\_\_\_\_ I's and \_\_\_\_\_ i's.

Name \_\_\_\_\_

2. Trace the I's and I's.



I guano I's on an iceberg.

2. Now write the I's and I's.

guano s on an iceberg.


2. Add I's and then read the words.



\_\_\_\_\_ ce cream



\_\_\_\_\_ cicle



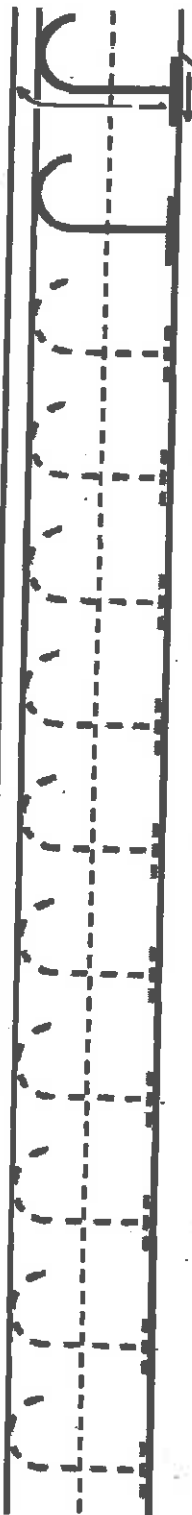
\_\_\_\_\_ ron

Now draw and write  
your own I word.

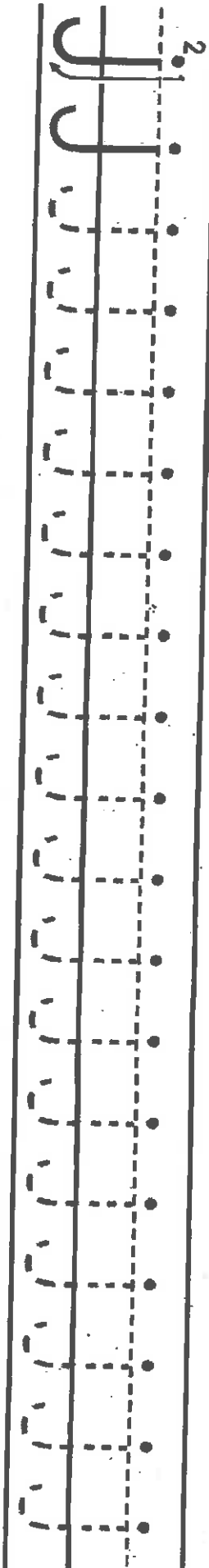

\_\_\_\_\_

Name \_\_\_\_\_

2. Trace and write.



J is for Jaguar.



3. Circle every J and every j.

I T J J T J K J I T I

j g i g j p j q j i i

I found \_\_\_\_\_ J's and \_\_\_\_\_ j's.

Name \_\_\_\_\_




1. Trace the J and j.

Jaguar loves jam.

2. Now write the J and j.

Jaguar loves jam.

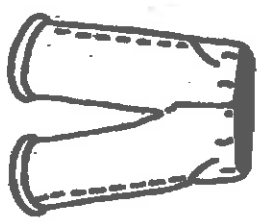
3. Add j's and then read the words.



\_\_\_ ar



\_\_\_ ump



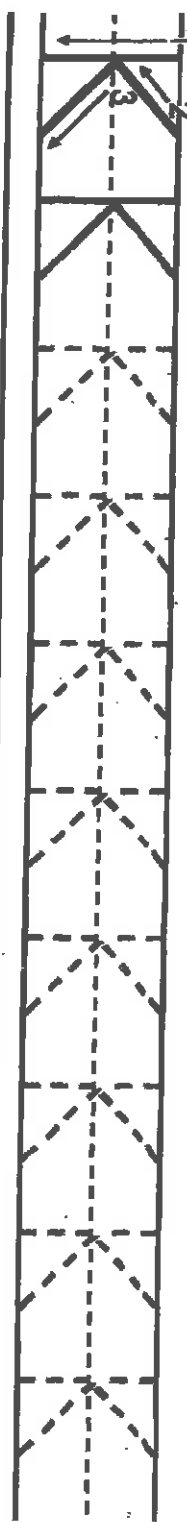
\_\_\_ eans

Now draw and write your own JJ word.

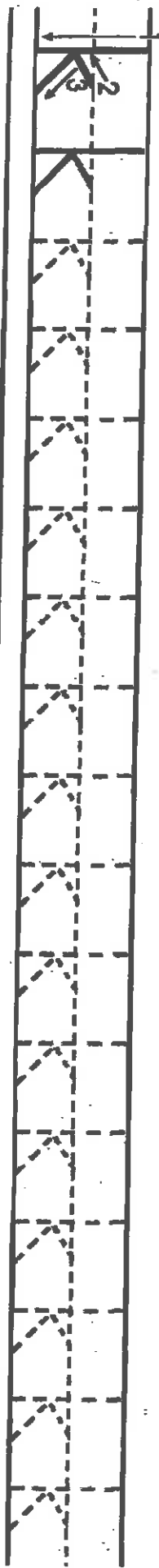
\_\_\_\_\_

Name \_\_\_\_\_

k Trace and write.



K is for Kangaroo.



Circle every k and every k.


S K X S S K X X S X K S K  
k t f f k X k k X t f

I found \_\_\_\_\_ K's and \_\_\_\_\_ k's.

Name \_\_\_\_\_

1. Trace the K and k.

K kangaroo plays kazoos.



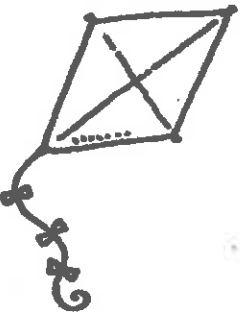
2. Now write the K and k.

kangaroo plays kazoo.

3. Add k's and then read the words.



\_\_\_\_\_ing



\_\_\_\_\_ite



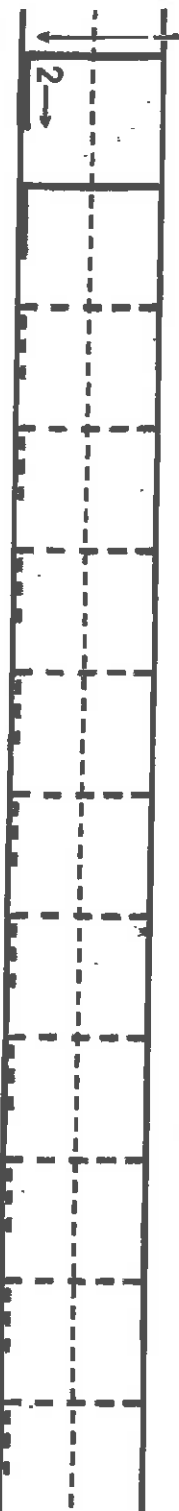
\_\_\_\_\_angaroo

Now draw and write  
your own Kk word.

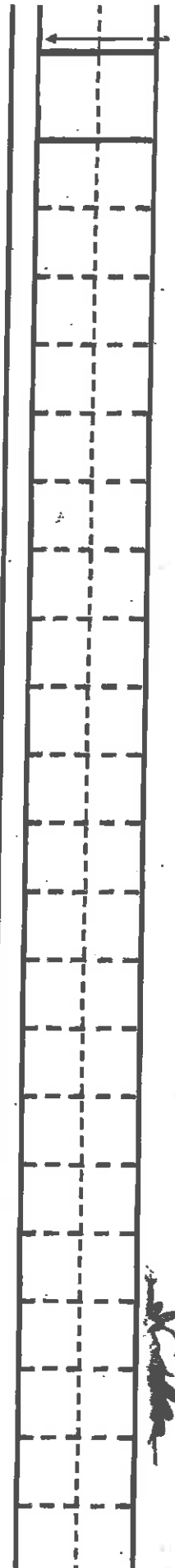
\_\_\_\_\_

Name \_\_\_\_\_

Trace and write.



L is for Lamb.



Circle every L and every I.

L H I L L I L H I H L  
I I I I I I I I I I

I found \_\_\_\_\_ L's and \_\_\_\_\_ I's.

Name \_\_\_\_\_

Trace the L's and I's.

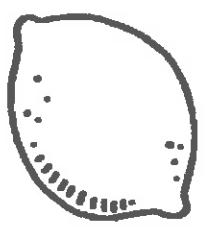


amb loves to laugh.

Now write the L's and I's.

amb loves to laugh.


Add I's and then read the words.



\_\_\_\_\_emon



\_\_\_\_\_eaf



\_\_\_\_\_ion

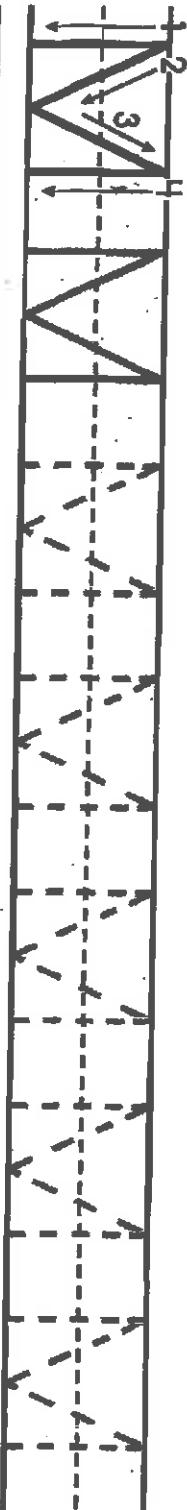
Now draw and write your own LI word.

\_\_\_\_\_




Name \_\_\_\_\_

1. Trace and write.



M is for Monkey.




2. Circle every M and every m.

M N V N N N M W M M W N  
m n v w m m v n n w n

I found \_\_\_\_\_ M's and \_\_\_\_\_ m's.

Name \_\_\_\_\_

2. Trace the M's and m's.



M onkey mops milk

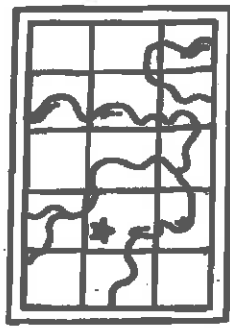
3. Now write the M's and m's.

onkey ops ilk

4. Add m's and then read the words.



\_\_\_\_\_ouse



\_\_\_\_\_ap

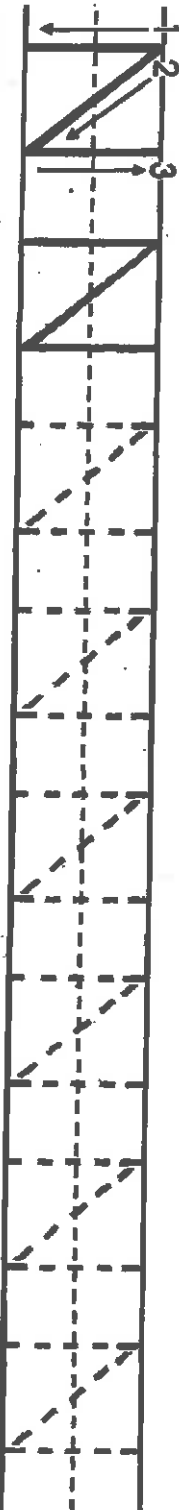


\_\_\_\_\_onkey

Now draw and write your own Mm word.

Name \_\_\_\_\_

1. Trace and write.



N is for Newt.



2. Circle every N and every n.

N M N V N W N N M M N  
n m n u m m n u u m n

I found \_\_\_\_\_ N's and \_\_\_\_\_ n's.

Name \_\_\_\_\_

2. Trace the N's and n's.

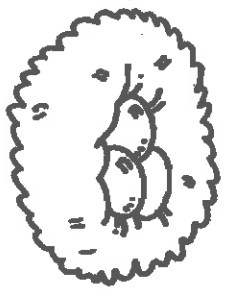
N ate the N ewt has a n ickel.



3. Now write the N's and n's.

ate the ewt has a ickel.


4. Add n's and then read the words.



\_\_\_\_\_ est



\_\_\_\_\_ ewspaper



\_\_\_\_\_ ut

Now draw and write your own Nn word.

\_\_\_\_\_